

COVER SHEET

Proposal Submitted By:

Contractor's Name

Contractor's Address

City

State

Zip Code

STATE OF ILLINOIS

Local Public Agency

County

Section Number

Route(s) (Street/Road Name)

Type of Funds

Proposal Only Proposal and Plans Proposal only, plans are separate

Submitted/Approved

For Local Public Agency:

For a County and Road District Project

Submitted/Approved

Highway Commissioner Signature & Date

Submitted/Approved

County Engineer/Superintendent of Highways Signature & Date

For a Municipal Project

Submitted/Approved/Passed

Signature & Date

Official Title

Department of Transportation

Released for bid based on limited review

Regional Engineer Signature & Date

Note: All proposal documents, including Proposal Guaranty Checks or Proposal Bid Bonds, should be stapled together to prevent loss when bids are processed.

Local Public Agency	County	Section Number	Route(s) (Street/Road Name)
Joliet Township	Will		575 E Jackson St Parking Lot

PROPOSAL

1. Proposal of _____ Contractor's Name _____

Contractor's Address _____

2. The plans for the proposed work are those prepared by Hutchison Engineering, Inc., Shorewood, IL and approved by the Department of Transportation on N/A

3. The specifications referred to herein are those prepared by the Department of Transportation and designated as "Standard Specifications for Road and Bridge Construction" and the " Supplemental Specifications and Recurring Special Provisions" thereto, adopted and in effect on the date of invitation for bids.

4. The undersigned agrees to accept, as part of the contract, the applicable Special Provisions indicated on the "Check Sheet for Recurring Special Provisions" contained in this proposal.

5. The undersigned agrees to complete the work within _____ working days or by 06/12/26 unless additional time is granted in accordance with the specifications.

6. The successful bidder at the time of execution of the contract will be required to deposit a contract bond for the full amount of the award. When a contract bond is not required, the proposal guaranty check will be held in lieu thereof. If this proposal is accepted and the undersigned fails to execute a contract and contract bond as required, it is hereby agreed that the Bid Bond of check shall be forfeited to the Awarding Authority.

7. Each pay item should have a unit price and a total price. If no total price is shown or if there is a discrepancy between the products of the unit price multiplied by the quantity, the unit price shall govern. If a unit price is omitted, the total price will be divided by the quantity in order to establish a unit price. A bid may be declared unacceptable if neither a unit price nor a total price is shown.

8. The undersigned submits herewith the schedule of prices on BLR 12201 covering the work to be performed under this contract.

9. The undersigned further agrees that if awarded the contract for the sections contained in the combinations on BLR 12201, the work shall be in accordance with the requirements of each individual proposal for the multiple bid specified in the Schedule for Multiple Bids below.

10. A proposal guaranty in the proper amount, as specified in BLRS Special Provision for Bidding Requirements and Conditions for Contract Proposals, will be required. Bid Bonds will be allowed as a proposal guaranty. Accompanying this proposal is either a bid bond, if allowed, on Department form BLR 12230 or a proposal guaranty check, complying with the specifications, made payable to: Joliet Township Treasurer of Joliet Township

The amount of the check is \$250 (_____).

Attach Cashier's Check or Certified Check Here

In the event that one proposal guaranty check is intended to cover two or more bid proposals, the amount must be equal to the sum of the proposal guaranties which would be required for each individual bid proposal. If the proposal guaranty check is placed in another bid proposal, state below where it may be found.

The proposal guaranty check will be found in the bid proposal for: Section Number _____ .

Local Public Agency	County	Section Number	Route(s) (Street/Road Name)
Joliet Township	Will		575 E Jackson St Parking Lot

CONTRACTOR CERTIFICATIONS

The certifications hereinafter made by the bidder are each a material representation of fact upon which reliance is placed should the Department enter into the contract with the bidder.

1. **Debt Delinquency.** The bidder or contractor or subcontractor, respectively, certifies that it is not delinquent in the payment of any tax administered by the Department of Revenue unless the individual or other entity is contesting, in accordance with the procedure established by the appropriate Revenue Act, its liability for the tax or the amount of the tax. Making a false statement voids the contract and allows the Department to recover all amounts paid to the individual or entity under the contract in a civil action.
2. **Bid-Rigging or Bid Rotating.** The bidder or contractor or subcontractor, respectively, certifies that it is not barred from contracting with the Department by reason of a violation of either 720 ILCS 5/33E-3 or 720 ILCS 5/33E-4.

A violation of section 33E-3 would be represented by a conviction of the crime of bid-rigging which, in addition to Class 3 felony sentencing, provides that any person convicted of this offense, or any similar offense of any state or the United States which contains the same elements as this offense shall be barred for 5 years from the date of conviction from contracting with any unit of State or local government. No corporation shall be barred from contracting with any unit of State or local government as a result of a conviction under this Section of any employee or agent of such corporation if the employee so convicted is no longer employed by the corporation: (1) it has been finally adjudicated not guilty or (2) if it demonstrates to the governmental entity with which it seeks to contract that entity finds that the commission of the offense was neither authorized, requested, commanded, nor performed by a director, officer or a high managerial agent on behalf of the corporation.

A violation of Section 33E-4 would be represented by a conviction of the crime of bid-rotating which, in addition to Class 2 felony sentencing, provides that any person convicted of this offense or any similar offense of any state or the United States which contains the same elements as this offense shall be permanently barred from contracting with any unit of State of Local government. No corporation shall be barred from contracting with any unit of State or Local government as a result of a conviction under this Section of any employee or agent of such corporation if the employee so convicted is no longer employed by the corporation and: (1) it has been finally adjudicated not guilty or (2) if it demonstrates to the governmental entity with which it seeks to contract and that entity finds that the commission of the offense was neither authorized, requested, commanded, nor performed by a director, officer or a high managerial agent on behalf of the corporation.

3. **Bribery.** The bidder or contractor or subcontractor, respectively, certifies that, it has not been convicted of bribery or attempting to bribe an officer or employee of the State of Illinois or any unit of local government, nor has the firm made an admission of guilt of such conduct which is a matter or record, nor has an official, agent, or employee of the firm committed bribery or attempted bribery on behalf of the firm and pursuant to the direction or authorization of a responsible official of the firm.
4. **Interim Suspension or Suspension.** The bidder or contractor or subcontractor, respectively, certifies that it is not currently under a suspension as defined in Subpart I of Title 44 Subtitle A Chapter III Part 6 of the Illinois Administrative code. Furthermore, if suspended prior to completion of this work, the contract or contracts executed for the completion of this work may be canceled.

Local Public Agency	County	Section Number	Route(s) (Street/Road Name)
Joliet Township	Will		575 E Jackson St Parking Lot

SIGNATURES

(If an individual)

Bidder Signature & Date

Business Address

City

State

Zip Code

(If a partnership)

Firm Name

Signature & Date

Title

Business Address

City

State

Zip Code

Insert the Names and Addresses of all Partners

(If a corporation)

Corporate Name

Signature & Date

Title

Business Address

City

State

Zip Code

Insert Names of Officers

President

Attest:

Secretary

Secretary

Treasurer



Schedule of Prices



Contractor's Name

Contractor's Address

City

State

Zip Code

Local Public Agency

County

Section Number

Route(s) (Street/Road Name)

Schedule for Multiple Bids

Combination Letter	Section Included in Combinations	Total

Schedule for Single Bid

(For complete information covering these items, see plans and specifications.)

Item Number	Items	Unit	Quantity	Unit Price	Total
20200100	EARTH EXCAVATION	CU YD	51		
21101615	TOPSOIL F&P, 4"	SQ YD	208		
25000210	SEEDING, CLASS 2A	ACRE	0.07		
25000400	NITROGEN FERT NUTR	POUND	7		
25000500	PHOSPHOROUS FERT NUTR	POUND	7		
25000600	POTASSIUM FERT NUTR	POUND	7		
25100630	EROSION CTRL BLANKET	SQ YD	313		
28000400	PERIM EROSION BARRIER	FOOT	194		
31101600	SUBBASE GR MTL, TY B 8"	SQ YD	358		
40200800	AGGREGATE SC, TY B	TON	40		
40201000	AGG FOR TEMP ACCESS	TON	13		
40600290	BIT MATERIALS (TACK COAT)	POUND	885		
40603080	HMA BIND CRSE, IL-19.0, N50	TON	31		
40604050	HMA SC, IL-9.5, MIX "C", N50	TON	31		
42400200	PCC SIDEWALK 5"	SQ FT	366		
60602800	CONCRETE GUTTER, TY B	FOOT	28		
60603800	COMBO CC&G, TYPE B-6.12	FOOT	184		
67100100	MOBILIZATION	L SUM	1		
72000100	SIGN PANEL - TYPE 1	SQ FT	2		
72900100	METAL POST - TYPE A	FOOT	14		

Local Public Agency	County	Section Number	Route(s) (Street/Road Name)
Joliet Township	Will		575 E Jackson Street Pa

Item Number	Items	Unit	Quantity	Unit Price	Total
78001100	PAINT PVT MARK - L&S	SQ FT	3.1		
78001110	PAINT PVT MARK - LINE 4"	FOOT	224		
89502385	REM EXIST CONCRETE FDN	EACH	1		
X0327487	TRIAXIAL GEOG REINF, TY I	SQ YD	358		
X1200036	SANITARY SERV CLEANOUT	EACH	1		
Z0013798	CONSTRUCTION LAYOUT	L SUM	1		
Bidder's Total Proposal					

1. Each pay item should have a unit price and a total price.
2. If no total price is shown or if there is a discrepancy between the product of the unit price multiplied by the quantity, the unit price shall govern.
3. If a unit price is omitted, the total price will be divided by the quantity in order to establish a unit price.
4. A bid may be declared unacceptable if neither a unit price or total price is shown.



Local Public Agency Proposal Bid Bond

Local Public Agency: Joliet Township, County: Will, Section Number: []

WE, _____ as PRINCIPAL, and _____ as SURETY, are held jointly, severally and firmly bound unto the above Local Public Agency (hereafter referred to as "LPA") in the penal sum of 5% of the total bid price, or for the amount specified in the proposal documents in effect on the date of invitation for bids, whichever is the lesser sum. We bind ourselves, our heirs, executors, administrators, successors, and assigns, jointly pay to the LPA this sum under the conditions of this instrument.

WHEREAS THE CONDITION OF THE FOREGOING OBLIGATION IS SUCH that, the said PRINCIPAL is submitting a written proposal to the LPA acting through its awarding authority for the construction of the work designated as the above section.

THEREFORE if the proposal is accepted and a contract awarded to the PRINCIPAL by the LPA for the above designated section and the PRINCIPAL shall within fifteen (15) days after award enter into a formal contract, furnish surety guaranteeing the faithful performance of the work, and furnish evidence of the required insurance coverage, all as provided in the "Standard Specifications for Road and Bridge Construction" and applicable Supplemental Specifications, then this obligation shall become void; otherwise it shall remain in full force and effect.

IN THE EVENT the LPA determines the PRINCIPAL has failed to enter into a formal contract in compliance with any requirements set forth in the preceding paragraph, then the LPA acting through its awarding authority shall immediately be entitled to recover the full penal sum set out above, together with all court costs, all attorney fees, and any other expense of recovery.

IN TESTIMONY WHEREOF, the said PRINCIPAL and the said SURETY have caused this instrument to be signed by their respective officers this _____ Day of _____ Month and Year

Principal

Company Name: [], Signature & Date: [], Title: []

Company Name: [], Signature & Date: [], Title: []

(If Principal is a joint venture of two or more contractors, the company names, and authorized signatures of each contractor must be affixed.)

Surety

Name of Surety: []

Signature of Attorney-in-Fact Signature & Date: []

STATE OF IL
COUNTY OF

I _____, a Notary Public in and for said county do hereby certify that

(Insert names of individuals signing on behalf of PRINCIPAL & SURETY)

who are each personally known to me to be the same persons whose names are subscribed to the foregoing instrument on behalf of PRINCIPAL and SURETY, appeared before me this day in person and acknowledged respectively, that they signed and delivered said instruments as their free and voluntary act for the uses and purposes therein set forth.

Given under my hand and notarial seal this _____ Day of _____ Month and Year

(SEAL, if required by the LPA)

Notary Public Signature & Date: []

Date commission expires _____

Local Public Agency

County

Section Number

Joliet Township

Will

ELECTRONIC BID BOND

Electronic bid bond is allowed (box must be checked by LPA if electronic bid bond is allowed)

The Principal may submit an electronic bid bond, in lieu of completing the above section of the Proposal Bid Bond Form. By providing an electronic bid bond ID code and signing below, the Principal is ensuring the identified electronic bid bond has been executed and the Principal and Surety are firmly bound unto the LPA under the conditions of the bid bond as shown above. (If PRINCIPAL is a joint venture of two or more contractors, an electronic bid bond ID code, company/Bidder name title and date must be affixed for each contractor in the venture.)

Electronic Bid Bond ID Code

--	--	--	--	--	--	--	--	--	--	--	--	--	--	--

Company/Bidder Name

--

Signature & Date

--

Title

--



Affidavit of Availability

For the Letting of



Bureau of Construction
2300 South Dirksen Parkway/Room 322
Springfield, IL 62764

Instructions: Complete this form by either typing or using black ink. "Authorization to Bid" will not be issued unless both sides of this form are completed in detail. Use additional forms as needed to list all work.

Part I. Work Under Contract

List below all work you have under contract as either a prime contractor or a subcontractor. It is required to include all pending low bids not yet awarded or rejected. In a joint venture, list only that portion of the work which is the responsibility of your company. The uncompleted dollar value is to be based upon the most recent engineer's or owners estimate, and must include work subcontracted to others. If no work is contracted, show NONE.

	1	2	3	4	Awards Pending	Accumulated Totals
Contract Number						
Contract With						
Estimated Completion Date						
Total Contract Price						
Uncompleted Dollar Value if Firm is the Prime Contractor						
Uncompleted Dollar Value if Firm is the Subcontractor						
Total Value of All Work						

Part II. Awards Pending and Uncompleted Work to be done with your own forces.

List below the uncompleted dollar value of work for each contract and awards pending to be completed with your own forces. All work subcontracted to others will be listed on the reverse of this form. In a joint venture, list only that portion of the work to be done by your company. If no work is contracted, show NONE.

Earthwork						
Portland Cement Concrete Paving						
HMA Plant Mix						
HMA Paving						
Clean & Seal Cracks/Joints						
Aggregate Bases, Surfaces						
Highway, R.R., Waterway Struc.						
Drainage						
Electrical						
Cover and Seal Coats						
Concrete Construction						
Landscaping						
Fencing						
Guardrail						
Painting						
Signing						
Cold Milling, Planning, Rotomilling						
Demolition						
Pavement Markings (Paint)						
Other Construction (List)						
Totals						

Disclosure of this information is REQUIRED to accomplish the statutory purpose as outlined in the "Illinois Procurement Code." Failure to comply will result in non-issuance of an "Authorization To Bid." This form has been approved by the State Forms Management Center.

Part III. Work Subcontracted to Others.

For each contract described in Part I, list all the work you have subcontracted to others.

	1	2	3	4	Awards Pending
Subcontractor					
Type of Work					
Subcontract Price					
Amount Uncompleted					
Subcontractor					
Type of Work					
Subcontract Price					
Amount Uncompleted					
Subcontractor					
Type of Work					
Subcontract Price					
Amount Uncompleted					
Subcontractor					
Type of Work					
Subcontract Price					
Amount Uncompleted					
Subcontractor					
Type of Work					
Subcontract Price					
Amount Uncompleted					
Total Uncompleted					

Notary

I, being duly sworn, do hereby declare this affidavit is a true and correct statement relating to ALL uncompleted contracts of the undersigned for Federal, State, County, City and private work, including ALL subcontract work, ALL pending low bids not yet awarded or rejected and ALL estimated completion dates.

Officer or Director

Title

Signature

Date

Company

Address

City

State

Zip Code

Subscribed and sworn to before me

this _____ day of _____, _____

(Signature of Notary Public)

My commission expires _____

(Notary Seal)

Add pages for additional contracts



Affidavit of Availability

For the Letting of

Bureau of Construction
2300 South Dirksen Parkway/Room 322
Springfield, IL 62764

Instructions: Complete this form by either typing or using black ink. "Authorization to Bid" will not be issued unless both sides of this form are completed in detail. Use additional forms as needed to list all work.

Part I. Work Under Contract

List below all work you have under contract as either a prime contractor or a subcontractor. It is required to include all pending low bids not yet awarded or rejected. In a joint venture, list only that portion of the work which is the responsibility of your company. The uncompleted dollar value is to be based upon the most recent engineer's or owners estimate, and must include work subcontracted to others. If no work is contracted, show NONE.

	1	2	3	4	Awards Pending	Accumulated Totals
Contract Number						
Contract With						
Estimated Completion Date						
Total Contract Price						
Uncompleted Dollar Value if Firm is the Prime Contractor						
Uncompleted Dollar Value if Firm is the Subcontractor						
Total Value of All Work						

Part II. Awards Pending and Uncompleted Work to be done with your own forces.

List below the uncompleted dollar value of work for each contract and awards pending to be completed with your own forces. All work subcontracted to others will be listed on the reverse of this form. In a joint venture, list only that portion of the work to be done by your company. If no work is contracted, show NONE.

Earthwork						
Portland Cement Concrete Paving						
HMA Plant Mix						
HMA Paving						
Clean & Seal Cracks/Joints						
Aggregate Bases, Surfaces						
Highway, R.R., Waterway Struc.						
Drainage						
Electrical						
Cover and Seal Coats						
Concrete Construction						
Landscaping						
Fencing						
Guardrail						
Painting						
Signing						
Cold Milling, Planning, Rotomilling						
Demolition						
Pavement Markings (Paint)						
Other Construction (List)						
Totals						

Disclosure of this information is REQUIRED to accomplish the statutory purpose as outlined in the "Illinois Procurement Code." Failure to comply will result in non-issuance of an "Authorization To Bid." This form has been approved by the State Forms Management Center.

Part III. Work Subcontracted to Others.

For each contract described in Part I, list all the work you have subcontracted to others.

	2	3	4	Awards Pending	1
Subcontractor					
Type of Work					
Subcontract Price					
Amount Uncompleted					
Subcontractor					
Type of Work					
Subcontract Price					
Amount Uncompleted					
Subcontractor					
Type of Work					
Subcontract Price					
Amount Uncompleted					
Subcontractor					
Type of Work					
Subcontract Price					
Amount Uncompleted					
Subcontractor					
Type of Work					
Subcontract Price					
Amount Uncompleted					
Total Uncompleted					

Notary

I, being duly sworn, do hereby declare this affidavit is a true and correct statement relating to ALL uncompleted contracts of the undersigned for Federal, State, County, City and private work, including ALL subcontract work, ALL pending low bids not yet awarded or rejected and ALL estimated completion dates.

Officer or Director

Title

Signature

Date

Company

Address

City

State

Zip Code

Subscribed and sworn to before me

this _____ day of _____, _____

(Signature of Notary Public)

My commission expires _____

(Notary Seal)

Add pages for additional contracts



Affidavit of Availability

For the Letting of

Bureau of Construction
2300 South Dirksen Parkway/Room 322
Springfield, IL 62764

Instructions: Complete this form by either typing or using black ink. "Authorization to Bid" will not be issued unless both sides of this form are completed in detail. Use additional forms as needed to list all work.

Part I. Work Under Contract

List below all work you have under contract as either a prime contractor or a subcontractor. It is required to include all pending low bids not yet awarded or rejected. In a joint venture, list only that portion of the work which is the responsibility of your company. The uncompleted dollar value is to be based upon the most recent engineer's or owners estimate, and must include work subcontracted to others. If no work is contracted, show NONE.

	1	2	3	4	Awards Pending	Accumulated Totals
Contract Number						
Contract With						
Estimated Completion Date						
Total Contract Price						
Uncompleted Dollar Value if Firm is the Prime Contractor						
Uncompleted Dollar Value if Firm is the Subcontractor						
Total Value of All Work						

Part II. Awards Pending and Uncompleted Work to be done with your own forces.

List below the uncompleted dollar value of work for each contract and awards pending to be completed with your own forces. All work subcontracted to others will be listed on the reverse of this form. In a joint venture, list only that portion of the work to be done by your company. If no work is contracted, show NONE.

Earthwork						
Portland Cement Concrete Paving						
HMA Plant Mix						
HMA Paving						
Clean & Seal Cracks/Joints						
Aggregate Bases, Surfaces						
Highway, R.R., Waterway Struc.						
Drainage						
Electrical						
Cover and Seal Coats						
Concrete Construction						
Landscaping						
Fencing						
Guardrail						
Painting						
Signing						
Cold Milling, Planning, Rotomilling						
Demolition						
Pavement Markings (Paint)						
Other Construction (List)						
Totals						

Disclosure of this information is REQUIRED to accomplish the statutory purpose as outlined in the "Illinois Procurement Code." Failure to comply will result in non-issuance of an "Authorization To Bid." This form has been approved by the State Forms Management Center.

Part III. Work Subcontracted to Others.

For each contract described in Part I, list all the work you have subcontracted to others.

	1	2	3	4	Awards Pending
Subcontractor					
Type of Work					
Subcontract Price					
Amount Uncompleted					
Subcontractor					
Type of Work					
Subcontract Price					
Amount Uncompleted					
Subcontractor					
Type of Work					
Subcontract Price					
Amount Uncompleted					
Subcontractor					
Type of Work					
Subcontract Price					
Amount Uncompleted					
Subcontractor					
Type of Work					
Subcontract Price					
Amount Uncompleted					
Total Uncompleted					

Notary

I, being duly sworn, do hereby declare this affidavit is a true and correct statement relating to ALL uncompleted contracts of the undersigned for Federal, State, County, City and private work, including ALL subcontract work, ALL pending low bids not yet awarded or rejected and ALL estimated completion dates.

Officer or Director

Title

Signature

Date

Company

Address

City

State

Zip Code

Subscribed and sworn to before me

this _____ day of _____, _____

(Signature of Notary Public)

My commission expires _____

(Notary Seal)

Add pages for additional contracts



Affidavit of Availability

For the Letting of

Bureau of Construction
 2300 South Dirksen Parkway/Room 322
 Springfield, IL 62764

Instructions: Complete this form by either typing or using black ink. "Authorization to Bid" will not be issued unless both sides of this form are completed in detail. Use additional forms as needed to list all work.

Part I. Work Under Contract

List below all work you have under contract as either a prime contractor or a subcontractor. It is required to include all pending low bids not yet awarded or rejected. In a joint venture, list only that portion of the work which is the responsibility of your company. The uncompleted dollar value is to be based upon the most recent engineer's or owners estimate, and must include work subcontracted to others. If no work is contracted, show NONE.

	1	2	3	4	Awards Pending	Accumulated Totals
Contract Number						
Contract With						
Estimated Completion Date						
Total Contract Price						
Uncompleted Dollar Value if Firm is the Prime Contractor						
Uncompleted Dollar Value if Firm is the Subcontractor						
Total Value of All Work						

Part II. Awards Pending and Uncompleted Work to be done with your own forces.

List below the uncompleted dollar value of work for each contract and awards pending to be completed with your own forces. All work subcontracted to others will be listed on the reverse of this form. In a joint venture, list only that portion of the work to be done by your company. If no work is contracted, show NONE.

Earthwork						
Portland Cement Concrete Paving						
HMA Plant Mix						
HMA Paving						
Clean & Seal Cracks/Joints						
Aggregate Bases, Surfaces						
Highway, R.R., Waterway Struc.						
Drainage						
Electrical						
Cover and Seal Coats						
Concrete Construction						
Landscaping						
Fencing						
Guardrail						
Painting						
Signing						
Cold Milling, Planning, Rotomilling						
Demolition						
Pavement Markings (Paint)						
Other Construction (List)						
Totals						

Disclosure of this information is REQUIRED to accomplish the statutory purpose as outlined in the "Illinois Procurement Code." Failure to comply will result in non-issuance of an "Authorization To Bid." This form has been approved by the State Forms Management Center.

Part III. Work Subcontracted to Others.

For each contract described in Part I, list all the work you have subcontracted to others.

	1	2	3	4	Awards Pending
Subcontractor					
Type of Work					
Subcontract Price					
Amount Uncompleted					
Subcontractor					
Type of Work					
Subcontract Price					
Amount Uncompleted					
Subcontractor					
Type of Work					
Subcontract Price					
Amount Uncompleted					
Subcontractor					
Type of Work					
Subcontract Price					
Amount Uncompleted					
Subcontractor					
Type of Work					
Subcontract Price					
Amount Uncompleted					
Total Uncompleted					

Notary

I, being duly sworn, do hereby declare this affidavit is a true and correct statement relating to ALL uncompleted contracts of the undersigned for Federal, State, County, City and private work, including ALL subcontract work, ALL pending low bids not yet awarded or rejected and ALL estimated completion dates.

Officer or Director

Title

Signature

Date

Company

Address

City

State

Zip Code

Subscribed and sworn to before me

this _____ day of _____, _____

(Signature of Notary Public)

My commission expires _____

(Notary Seal)

Add pages for additional contracts



Affidavit of Availability

For the Letting of

Bureau of Construction
 2300 South Dirksen Parkway/Room 322
 Springfield, IL 62764

Instructions: Complete this form by either typing or using black ink. "Authorization to Bid" will not be issued unless both sides of this form are completed in detail. Use additional forms as needed to list all work.

Part I. Work Under Contract

List below all work you have under contract as either a prime contractor or a subcontractor. It is required to include all pending low bids not yet awarded or rejected. In a joint venture, list only that portion of the work which is the responsibility of your company. The uncompleted dollar value is to be based upon the most recent engineer's or owners estimate, and must include work subcontracted to others. If no work is contracted, show NONE.

	1	2	3	4	Awards Pending	Accumulated Totals
Contract Number						
Contract With						
Estimated Completion Date						
Total Contract Price						
Uncompleted Dollar Value if Firm is the Prime Contractor						
Uncompleted Dollar Value if Firm is the Subcontractor						
Total Value of All Work						

Part II. Awards Pending and Uncompleted Work to be done with your own forces.

List below the uncompleted dollar value of work for each contract and awards pending to be completed with your own forces. All work subcontracted to others will be listed on the reverse of this form. In a joint venture, list only that portion of the work to be done by your company. If no work is contracted, show NONE.

Earthwork						
Portland Cement Concrete Paving						
HMA Plant Mix						
HMA Paving						
Clean & Seal Cracks/Joints						
Aggregate Bases, Surfaces						
Highway, R.R., Waterway Struc.						
Drainage						
Electrical						
Cover and Seal Coats						
Concrete Construction						
Landscaping						
Fencing						
Guardrail						
Painting						
Signing						
Cold Milling, Planning, Rotomilling						
Demolition						
Pavement Markings (Paint)						
Other Construction (List)						
Totals						

Disclosure of this information is REQUIRED to accomplish the statutory purpose as outlined in the "Illinois Procurement Code." Failure to comply will result in non-issuance of an "Authorization To Bid." This form has been approved by the State Forms Management Center.

Part III. Work Subcontracted to Others.

For each contract described in Part I, list all the work you have subcontracted to others.

	1	2	3	4	Awards Pending
Subcontractor					
Type of Work					
Subcontract Price					
Amount Uncompleted					
Subcontractor					
Type of Work					
Subcontract Price					
Amount Uncompleted					
Subcontractor					
Type of Work					
Subcontract Price					
Amount Uncompleted					
Subcontractor					
Type of Work					
Subcontract Price					
Amount Uncompleted					
Subcontractor					
Type of Work					
Subcontract Price					
Amount Uncompleted					
Total Uncompleted					

Notary

I, being duly sworn, do hereby declare this affidavit is a true and correct statement relating to ALL uncompleted contracts of the undersigned for Federal, State, County, City and private work, including ALL subcontract work, ALL pending low bids not yet awarded or rejected and ALL estimated completion dates.

Officer or Director

Title

Signature

Date

Company

Address

City

State

Zip Code

Subscribed and sworn to before me

this _____ day of _____, _____

(Signature of Notary Public)

My commission expires _____

(Notary Seal)



Affidavit of Illinois Business Office

Local Public Agency	County	Street Name/Road Name	Section Number
Joliet Township	Will	575 E Jackson Street Lot	

I, _____ of _____, _____,
Name of Affiant City of Affiant State of Affiant

being first duly sworn upon oath, state as follows:

1. That I am the _____ of _____.
Officer or Position Bidder
2. That I have personal knowledge of the facts herein stated.
3. That, if selected under the proposal described above, _____, will maintain a business office in the
Bidder
 State of Illinois, which will be located in _____ County, Illinois.
County
4. That this business office will serve as the primary place of employment for any persons employed in the construction contemplated by this proposal.
5. That this Affidavit is given as a requirement of state law as provided in Section 30-22(8) of the Illinois Procurement Code.

Signature & Date

Print Name of Affiant

Notary Public

State of IL

County _____

Signed (or subscribed or attested) before me on _____ by
(date)

_____, authorized agent(s) of
(name/s of person/s)

Bidder

Notary Public Signature & Date

(SEAL)

My commission expires _____

INDEX
FOR
SUPPLEMENTAL SPECIFICATIONS
AND RECURRING SPECIAL PROVISIONS

Adopted January 1, 2026

This index contains a listing of SUPPLEMENTAL SPECIFICATIONS, frequently used RECURRING SPECIAL PROVISIONS, and LOCAL ROADS AND STREETS RECURRING SPECIAL PROVISIONS.

ERRATA Standard Specifications for Road and Bridge Construction
(Adopted 1-1-22) (Revised 1-1-26)

SUPPLEMENTAL SPECIFICATIONS

<u>Std. Spec. Sec.</u>	<u>Page No.</u>
109 Measurement and Payment	1
202 Earth and Rock Excavation	2
204 Borrow and Furnished Excavation	3
207 Porous Granular Embankment	4
211 Topsoil and Compost	5
214 Grading and Shaping Ditches	6
406 Hot-Mix Asphalt Binder and Surface Course	7
407 Hot-Mix Asphalt Pavement (Full-Depth)	9
420 Portland Cement Concrete Pavement	10
502 Excavation for Structures	11
504 Precast Concrete Structures	12
509 Metal Railings	13
522 Retaining Walls	14
540 Box Culverts	15
542 Pipe Culverts	35
550 Storm Sewers	44
586 Granular Backfill for Structures	51
601 Pipe Drains, Pipe Underdrains, and French Drains	52
630 Steel Plate Beam Guardrail	53
632 Guardrail and Cable Road Guard Removal	54
644 High Tension Cable Median Barrier	55
665 Woven Wire Fence	56
701 Work Zone Traffic Control and Protection	57
781 Raised Reflective Pavement Markers	59
782 Reflectors	60
801 Electrical Requirements	62
821 Roadway Luminaires	65
1003 Fine Aggregates	66
1004 Coarse Aggregates	67
1010 Finely Divided Minerals	69
1020 Portland Cement Concrete	70
1030 Hot-Mix Asphalt	73
1040 Drain Pipe, Tile, and Wall Drain	74
1042 Precast Concrete Products	75
1061 Waterproofing Membrane System	76

1067	Luminaire	77
1097	Reflectors	84
1102	Hot-Mix Asphalt Equipment	85



Check Sheet for Recurring Special Provisions

Local Public Agency	County	Section Number
Joliet Township	Will	

Check this box for lettings prior to 01/01/2026

The Following Recurring Special Provisions Indicated By An "X" Are Applicable To This Contract And Are Included By Reference:

Recurring Special Provisions

<u>Check Sheet #</u>		<u>Page No.</u>
1	<input type="checkbox"/> Additional State Requirements for Federal-Aid Construction Contracts	87
2	<input type="checkbox"/> Subletting of Contracts (Federal-Aid Contracts)	90
3	<input type="checkbox"/> EEO	91
4	<input type="checkbox"/> Specific EEO Responsibilities Non Federal-Aid Contracts	101
5	<input type="checkbox"/> Required Provisions - State Contracts	106
6	<input type="checkbox"/> Asbestos Bearing Pad Removal	112
7	<input type="checkbox"/> Asbestos Waterproofing Membrane and Asbestos HMA Surface Removal	113
8	<input type="checkbox"/> Temporary Stream Crossings and In-Stream Work Pads	114
9	<input checked="" type="checkbox"/> Construction Layout Stakes	115
10	<input type="checkbox"/> Use of Geotextile Fabric for Railroad Crossing	118
11	<input type="checkbox"/> Subsealing of Concrete Pavements	120
12	<input type="checkbox"/> Hot-Mix Asphalt Surface Correction	124
13	<input type="checkbox"/> Pavement and Shoulder Resurfacing	126
14	<input type="checkbox"/> Patching with Hot-Mix Asphalt Overlay Removal	127
15	<input type="checkbox"/> Polymer Concrete	129
16	<input type="checkbox"/> Reserved	131
17	<input type="checkbox"/> Bicycle Racks	132
18	<input type="checkbox"/> Temporary Portable Bridge Traffic Signals	134
19	<input type="checkbox"/> Nighttime Inspection of Roadway Lighting	136
20	<input type="checkbox"/> English Substitution of Metric Bolts	137
21	<input type="checkbox"/> Calcium Chloride Accelerator for Portland Cement Concrete	138
22	<input type="checkbox"/> Quality Control of Concrete Mixtures at the Plant	139
23	<input checked="" type="checkbox"/> Quality Control/Quality Assurance of Concrete Mixtures	147
24	<input type="checkbox"/> Reserved	163
25	<input type="checkbox"/> Reserved	164
26	<input type="checkbox"/> Temporary Raised Pavement Markers	165
27	<input type="checkbox"/> Restoring Bridge Approach Pavements Using High-Density Foam	166
28	<input type="checkbox"/> Portland Cement Concrete Inlay or Overlay	169
29	<input type="checkbox"/> Portland Cement Concrete Partial Depth Hot-Mix Asphalt Patching	173
30	<input type="checkbox"/> Longitudinal Joint and Crack Patching	176
31	<input type="checkbox"/> Concrete Mix Design - Department Provided	178
32	<input type="checkbox"/> Station Numbers in Pavements or Overlays	179

Local Public Agency

County

Section Number

Joliet Township

Will

The Following Local Roads And Streets Recurring Special Provisions Indicated By An "X" Are Applicable To This Contract And Are Included By Reference:

Local Roads And Streets Recurring Special Provisions

<u>Check Sheet #</u>		<u>Page No.</u>
LRS 1	Reserved	181
LRS 2	<input type="checkbox"/> Furnished Excavation	182
LRS 3	<input checked="" type="checkbox"/> Work Zone Traffic Control Surveillance	183
LRS 4	<input checked="" type="checkbox"/> Flaggers in Work Zones	184
LRS 5	<input checked="" type="checkbox"/> Contract Claims	185
LRS 6	<input checked="" type="checkbox"/> Bidding Requirements and Conditions for Contract Proposals	186
LRS 7	<input type="checkbox"/> Bidding Requirements and Conditions for Material Proposals	192
LRS 8	Reserved	198
LRS 9	<input type="checkbox"/> Bituminous Surface Treatments	199
LRS 10	Reserved	203
LRS 11	<input checked="" type="checkbox"/> Employment Practices	204
LRS 12	<input checked="" type="checkbox"/> Wages of Employees on Public Works	206
LRS 13	<input checked="" type="checkbox"/> Selection of Labor	208
LRS 14	<input type="checkbox"/> Paving Brick and Concrete Paver Pavements and Sidewalks	209
LRS 15	<input checked="" type="checkbox"/> Partial Payments	212
LRS 16	<input checked="" type="checkbox"/> Protests on Local Lettings	213
LRS 17	<input checked="" type="checkbox"/> Substance Abuse Prevention Program	214
LRS 18	<input type="checkbox"/> Multigrade Cold Mix Asphalt	215
LRS 19	<input type="checkbox"/> Reflective Crack Control Treatment	216

BDE SPECIAL PROVISIONS
For the April 24 and June 12, 2026 Lettings

The following special provisions indicated by a "check mark" are applicable to this contract and will be included by the Project Coordination and Implementation Section of the Bureau of Design & Environment (BDE).

File Name	#		Special Provision Title	Effective	Revised	
	80099	1	<input type="checkbox"/>	Accessible Pedestrian Signals (APS)	April 1, 2003	Jan. 1, 2022
	80274	2	<input type="checkbox"/>	Aggregate Subgrade Improvement	April 1, 2012	April 1, 2022
	80192	3	<input type="checkbox"/>	Automated Flagger Assistance Devices	Jan. 1, 2008	April 1, 2023
	80173	4	<input type="checkbox"/>	Bituminous Materials Cost Adjustments	Nov. 2, 2006	Aug. 1, 2017
	80426	5	<input type="checkbox"/>	Bituminous Surface Treatment with Fog Seal	Jan. 1, 2020	April 1, 2026
	80475	6	<input type="checkbox"/>	Bridge Deck Concrete Overlays	Jan. 1, 2026	
*	80241	7	<input type="checkbox"/>	Bridge Demolition Debris	July 1, 2009	
*	50531	8	<input type="checkbox"/>	Building Removal	Sept. 1, 1990	Aug. 1, 2022
*	50261	9	<input type="checkbox"/>	Building Removal with Asbestos Abatement	Sept. 1, 1990	Aug. 1, 2022
	80460	10	<input type="checkbox"/>	Cement, Finely Divided Minerals, Admixtures, Concrete, and Mortar	Jan. 1, 2025	Jan. 1, 2026
	80384	11	<input type="checkbox"/>	Compensable Delay Costs	June 2, 2017	April 1, 2019
*	80198	12	<input type="checkbox"/>	Completion Date (via calendar days)	April 1, 2008	
*	80199	13	<input type="checkbox"/>	Completion Date (via calendar days) Plus Working Days	April 1, 2008	
	80461	14	<input type="checkbox"/>	Concrete Barrier	Jan. 1, 2025	
	80453	15	<input type="checkbox"/>	Concrete Sealer	Nov. 1, 2023	
	80261	16	<input type="checkbox"/>	Construction Air Quality – Diesel Retrofit	June 1, 2010	Jan. 1, 2025
	80476	17	<input type="checkbox"/>	Deck Slab Repair	Jan. 1, 2026	
*	80029	18	<input type="checkbox"/>	Disadvantaged Business Enterprise Participation	Sept. 1, 2000	Jan. 2, 2025
	80467	19	<input type="checkbox"/>	Erosion Control Blanket	Aug. 1, 2025	
	80229	20	<input type="checkbox"/>	Fuel Cost Adjustment	April 1, 2009	Aug. 1, 2017
	80452	21	<input type="checkbox"/>	Full Lane Sealant Waterproofing System	Nov. 1, 2023	
	80433	22	<input type="checkbox"/>	Green Preformed Thermoplastic Pavement Markings	Jan. 1, 2021	Jan. 1, 2022
	80471	23	<input type="checkbox"/>	Guardrail	Nov. 1, 2025	
	80472	24	<input type="checkbox"/>	High Friction Surface Treatment	Nov. 1, 2025	
	80456	25	<input type="checkbox"/>	Hot-Mix Asphalt	Jan. 1, 2024	April 1, 2026
	80446	26	<input type="checkbox"/>	Hot-Mix Asphalt - Longitudinal Joint Sealant	Nov. 1, 2022	Aug. 1, 2023
	80438	27	<input type="checkbox"/>	Illinois Works Apprenticeship Initiative – State Funded Contracts	June 2, 2021	April 2, 2024
	80483	28	<input type="checkbox"/>	Inlet Filters	April 1, 2026	
	80477	29	<input type="checkbox"/>	Longitudinal Tining	Jan. 1, 2026	
	80450	30	<input type="checkbox"/>	Mechanically Stabilized Earth Retaining Walls	Aug. 1, 2023	Aug. 1, 2025
	80478	31	<input type="checkbox"/>	Modified Longitudinal Construction Joint	Jan. 1, 2026	
	80464	32	<input type="checkbox"/>	Pavement Marking	April. 1, 2025	Nov. 1, 2025
	80468	33	<input type="checkbox"/>	Pavement Patching	Aug. 1, 2025	
	80441	34	<input type="checkbox"/>	Performance Graded Asphalt Binder	Jan. 1, 2023	April 1, 2026
	80459	35	<input type="checkbox"/>	Preformed Plastic Pavement Marking	June 2, 2024	
*	34261	36	<input type="checkbox"/>	Railroad Protective Liability Insurance	Dec. 1, 1986	Jan. 1, 2022
	80473	37	<input type="checkbox"/>	Raised Reflective Pavement Markers	Nov. 1, 2025	
	80455	38	<input checked="" type="checkbox"/>	Removal and Disposal of Regulated Substances	Jan. 1, 2024	April 1, 2026
	80474	39	<input type="checkbox"/>	Residential Driveway Temporary Signal	Nov. 1, 2025	
	80445	40	<input type="checkbox"/>	Seeding	Nov. 1, 2022	
	80457	41	<input type="checkbox"/>	Short Term and Temporary Pavement Markings	April 1, 2024	April 2, 2024
	80462	42	<input type="checkbox"/>	Sign Panels and Appurtenances	Jan. 1, 2025	Jan. 1, 2026
	80479	43	<input type="checkbox"/>	Sinusoidal Rumble Strips	Jan. 1, 2026	
	80469	44	<input type="checkbox"/>	Slope Wall	Aug. 1, 2025	
	80448	45	<input type="checkbox"/>	Source of Supply and Quality Requirements	Jan. 2, 2023	Jan. 1, 2026
	80340	46	<input type="checkbox"/>	Speed Display Trailer	April 2, 2014	Jan. 1, 2022
	80127	47	<input type="checkbox"/>	Steel Cost Adjustment	April 2, 2004	Nov. 1, 2025
	80480	48	<input type="checkbox"/>	Structural Repair of Concrete	Jan. 1, 2026	
	80397	49	<input type="checkbox"/>	Subcontractor and DBE Payment Reporting	April 2, 2018	
	80391	50	<input type="checkbox"/>	Subcontractor Mobilization Payments	Nov. 2, 2017	April 1, 2019
	80463	51	<input type="checkbox"/>	Submission of Bidders List Information	Jan. 2, 2025	Mar. 2, 2025

	80482	52	<input type="checkbox"/>	Submission of Payroll Records – Federal Aid Contract	April 1, 2026	
	80437	53	<input type="checkbox"/>	Submission of Payroll Records – State Contract	April 1, 2021	April 1, 2026
	80435	54	<input type="checkbox"/>	Surface Testing of Pavements – IRI	Jan. 1, 2021	Jan. 1, 2023
	80465	55	<input type="checkbox"/>	Surveying Services	April 1, 2025	
	80481	56	<input type="checkbox"/>	Temporary Concrete Barrier	Jan. 1, 2026	
	80466	57	<input type="checkbox"/>	Temporary Rumble Strips	April 1, 2025	
	80470	58	<input type="checkbox"/>	Traffic Signal Backplate	Aug. 1, 2025	
*	20338	59	<input type="checkbox"/>	Training Special Provisions	Oct. 15, 1975	Sept. 2, 2021
	80429	60	<input type="checkbox"/>	Ultra-Thin Bonded Wearing Course	April 1, 2020	Jan. 1, 2022
	80439	61	<input type="checkbox"/>	Vehicle and Equipment Warning Lights	Nov. 1, 2021	Nov. 1, 2022
	80458	62	<input type="checkbox"/>	Waterproofing Membrane System	Aug. 1, 2024	
	80302	63	<input type="checkbox"/>	Weekly DBE Trucking Reports	June 2, 2012	Jan. 2, 2025
	80454	64	<input type="checkbox"/>	Wood Sign Support	Nov. 1, 2023	
	80427	65	<input type="checkbox"/>	Work Zone Traffic Control Devices	Mar. 2, 2020	Jan. 1, 2026
*	80071	66	<input type="checkbox"/>	Working Days	Jan. 1, 2002	

Highlighted items indicate a new or revised special provision for the letting.

An * indicates the special provision requires additional information from the designer, which needs to be submitted separately. The Project Coordination and Implementation Section will then include the information in the applicable special provision.

The following special provisions are in the 2026 Supplemental Specifications and Recurring Special Provisions.

<u>File Name</u>	<u>Special Provision Title</u>	<u>New Location(s)</u>	<u>Effective</u>	<u>Revised</u>
80447	Grading and Shaping Ditches	Articles 214.03 & 214.04	Jan. 1, 2023	



Local Public Agency	County	Section Number
Joliet Township	Will	

The following Special Provision supplement the "Standard Specifications for Road and Bridge Construction", adopted

January 1, 2022

, the latest edition of the "Manual on Uniform Traffic Control Devices for Streets and Highways", and the "Manual of Test Procedures of Materials" in effect on the date of invitation of bids, and the Supplemental Specification and Recurring Special Provisions indicated on the Check Sheet included here in which apply to and govern the construction of the above named section, and in case of conflict with any parts, or parts of said Specifications, the said Special Provisions shall take precedence and shall govern.

Description of Work: This project includes the construction of a new asphalt parking lot for the property located at 575 E Jackson Street in Joliet, IL. The proposed pavement structure is a one and one-half (1 1/2) inch mat of Hot-Mix Asphalt Surface Course, IL-9.5, Mix "C", N50, a one and one-half (1 1/2) inch mat of Hot-Mix Asphalt Binder Course, IL-19.0, N50, an eight (8) inch layer of Subbase Granular Material, Type B, and a layer of Triaxial Geogrid Reinforcement, Type I. Other work to complete the project includes but is not limited to: Combination Concrete Curb and Gutter, PCC Sidewalk 5", Aggregate Surface Course, Type B, and Paint Pavement Marking.

Location of Work: This work is located at 575 E Jackson Street, Joliet, IL.

Traffic Control: The contractor shall obtain, erect, maintain and remove all signs, barricades, flaggers and other traffic control devices as may be necessary for the purpose of regulation, warning or guiding traffic. Placement and maintenance of traffic control devices shall be as directed by the Engineer and in accordance with the applicable parts of Article 107.14 of the Standard Specifications and the Illinois Manual on Uniform Traffic Control Devices (MUTCD) for Streets and Highways. All traffic control protection will be considered included in the cost of the contract and will not be paid for separately.

Access shall be maintained to all properties within project limits during the course of construction activities.

Completion Date: All required work shall be completed by June 12th, 2026 in accordance with Section 108.05 of the Standard Specifications. If work is not completed by the specified completion date, daily charges will be made according to Section 108.09 of the Standard Specifications.

Prequalification of Bidders: Prequalification of Bidders in accordance with Section 102.01 of the Standard Specifications will be required of all bidders on this proposal.

Reclaimed Asphalt Pavement: The use of Reclaimed Asphalt Pavement (RAP) will be allowed in Hot-Mix Asphalt Surface Course Material according to Section 1031 of the 2022 Standard Specifications and Recurring Special Provisions.

Subbase Granular Material, Type B: Subbase Granular Material, Type B 8" shall be in accordance with Section 311 of the Standard Specifications.

Aggregate Surface Course, Type B: Aggregate Surface Course, Type B shall be in accordance with Section 402 of the Standard Specifications. Aggregate Surface Course shall be placed as a ramp along the west side of the proposed parking lot to form an entrance via the abutting vacant lot.

Bituminous Material (Tack Coat): Bituminous Materials (Tack Coat) shall be in accordance with Section 406 of the Standard Specifications.

Local Public Agency	County	Section Number
Joliet Township	Will	

HMA Surface Course and HMA Binder Course: Hot-Mix Asphalt Surface Course, IL-9.5, Mix "C", N50 and Hot-Mix Asphalt Binder Course, IL-19.0, N50 shall be in accordance with Section 406 of the Standard Specifications.

PCC Sidewalk 5": Portland Cement Concrete Sidewalk, 5" shall be in accordance with Section 424 of the Standard Specifications.

Concrete Gutter, Type B: Concrete Gutter, Type B shall be in accordance with Section 606 of the Standard Specifications. The cost for all tree and brush removal required to construct the concrete gutter shall be included in the cost of this item. Any fence removal required to construct the concrete gutter shall be replaced accordingly, and the cost of this removal/replacement shall be included in the cost of this item. The cost for all reinforcement bars used in the concrete gutter shall be included in the cost of this item. See detail included in plans for more construction information.

Combination Concrete Curb and Gutter: Combination Concrete Curb and Gutter, Type B-6.12 shall be in accordance with Section 606 of the Standard Specifications.

Pavement Marking: Paint Pavement Marking shall be in accordance with Section 780 of the Standard Specifications.

Triaxial Geogrid Reinforcement, Type I: Refer to attached individual special provision for Triaxial Geogrid Reinforcement, Type I.

Sanitary Service Cleanout: The work for this pay item shall consist of all material and equipment necessary to adjust one (1) existing sanitary sewer cleanout as shown on the plans or as directed by the Engineer.

The sanitary sewer cleanout that is located in the proposed PCC Sidewalk shall be adjusted to grade, and shall be ADA compliant within the proposed sidewalk pavement. The Contractor shall install a cast iron box and cover over the cleanout. The cover shall be labeled "SEWER". The cost to install the cast iron box and cover shall be included in the cost of this item.

The cleanout adjustment shall be paid for by the contract unit price per EACH for SANITARY SERVICE CLEANOUT. The price for this item shall include all labor, materials, and equipment necessary to complete this item in accordance with the plans and specifications.

REMOVAL AND DISPOSAL OF REGULATED SUBSTANCES (BDE)

Effective: January 1, 2024

Revised: April 1, 2026

Revise the first paragraph of Article 669.04 of the Standard Specifications to read:

“669.04 Regulated Substances Monitoring. Regulated substances monitoring includes environmental observation and field screening during regulated substances management activities. The excavated soil and groundwater within the work areas shall be managed as either uncontaminated soil, hazardous waste, special waste, or non-special waste.

As part of the regulated substances monitoring, the monitoring personnel shall perform and document the applicable duties listed on form BDE 2732 “Regulated Substances Monitoring Daily Record (RSM DR)”.

Revise the first two sentences of the nineteenth paragraph of Article 669.05 of the Standard Specifications to read:

“The Contractor shall coordinate waste disposal approvals with the disposal facility and provide the specific analytical testing requirements of that facility. The Contractor shall make all arrangements for collection, transportation, and analysis of landfill acceptance testing.”

Revise the last paragraph of Article 669.05 of the Standard Specifications to read:

“The Contractor shall select a permitted landfill facility or CCDD/USFO facility meeting the requirements of 35 Ill. Admin. Code Parts 810-814 or Part 1100, respectively. The Department will review and approve or reject the facility proposed by the Contractor based upon information provided in BDE 2730. The Contractor shall verify whether the selected facility is compliant with those applicable standards as mandated by their permit and whether the facility is presently, has previously been, or has never been, on the United States Environmental Protection Agency (U.S. EPA) National Priorities List or the Resource Conservation and Recovery Act (RCRA) List of Violating Facilities. The use of a Contractor selected facility shall in no manner delay the construction schedule or alter the Contractor's responsibilities as set forth.”

Revise the first paragraph of Article 669.07 of the Standard Specifications to read:

“669.07 Temporary Staging. Soil classified according to Articles 669.05(a)(2), (b)(1), or (c) may be temporarily staged at the Contractor's option. All other soil classified according to Articles 669.05(a)(1), (a)(3), (a)(4), (a)(5), (a)(6), or (b)(2) shall be managed and disposed of without temporary staging to the greatest extent practicable. If circumstances beyond the Contractor's control require temporary staging of these latter materials, the Contractor shall request approval from the Engineer in writing.

Topsoil for re-use as final cover which has been field screened and found not to exhibit PID readings over daily background readings as documented on the BDE 2732, visual staining or

odors, and is classified according to Articles 669.05(a)(2), (a)(3), (a)(4), (b)(1), or (c) may be temporarily staged at the Contractor's option."

Add the following paragraph after the fourth paragraph of Article 669.10 of the Standard Specifications.

"Regulated substances monitoring will be measured for payment per calendar day, where 4 or more hours of monitoring activities is defined as 1.0 calendar day and less than 4 hours of monitoring activities is defined as 0.5 calendar day."

Revise the second paragraph of Article 669.11 of the Standard Specification to read:

"Regulated substances monitoring, including completion of form BDE 2732 for each day of work, will be paid for at the contract unit price per calendar day for REGULATED SUBSTANCES MONITORING. In no case will more than 1.0 calendar day be paid on a given calendar day."

Add the following paragraph after the sixth paragraph of Article 669.11 of the Standard Specifications.

"The sampling and testing of effluent water derived from dewatering discharges for priority pollutants volatile organic compounds (VOCs), priority pollutants semi-volatile organic compounds (SVOCs), or priority pollutants metals, will be paid for at the contract unit price per each for VOCS GROUNDWATER ANALYSIS using EPA Method 8260B, SVOCs GROUNDWATER ANALYSIS using EPA Method 8270C, or RCRA METALS GROUNDWATER ANALYSIS using EPA Methods 6010B and 7471A. This price shall include transporting the sample from the job site to the laboratory."

Revise the first sentence of the eight paragraph of Article 669.11 of the Standard Specifications to read:

"Payment for temporary staging of soil classified according to Articles 669.05(a)(1), (a)(3), (a)(4), (a)(5), (a)(6), or (b)(2) to be managed and disposed of, if required and approved by the Engineer, will be paid according to Article 109.04."

TRIAXIAL GEOGRID REINFORCEMENT, TYPE I

Description.

This work consists of furnishing and installing an integrally-formed, high-density polypropylene geotechnical grid reinforcement material with triangular apertures. The grid shall have an aperture, rib and junction cross section sufficient to permit significant mechanical interlock with the material being reinforced. There shall be a high continuity of tensile strength through all ribs and junctions of the grid material to reinforce the embankment or subgrade as shown on the plans and Table 1 below.

Materials.

The geogrid shall conform to the property requirements listed below:

Table 1

Geogrid Requirements

Property	Test Method	Ty I	Ty II
Aperture Shape	Visual	Triangular	Triangular
Aperture Size (in) a	ID Calipered	1.6	1.6
Rib Thickness (mil) b	ASTM D1777	50	60
Rib Shape	Visual	Rectangular	Rectangular
Min Radial Stiffness @ 0.5% strain (lb/ft) c	ASTM D6637	15,430	20,580
Junction Strength (efficiency) (%) d	GRI-GG2-87	93 min	93 min
Ultraviolet Stability (%)	ASTM D4355	100	100

- a. Nominal dimension, measured perpendicular, from center of the base of triangle.
- b. Nominal dimension, measure at mid-rib.
- c. Radial stiffness is determined from the tensile stiffness measured in any in-plane axis from testing in accordance with ASTM D6637.
- d. Load transfer capability determined in accordance with GRI-GG1-87 and GRI-GG2-87 and expressed as a percentage of ultimate rib tensile strength. The supplier shall provide certification that this product meets the above requirements.

Installation.

The geotechnical reinforcement shall be placed as described herein or as shown on the plan cross sections.

Geogrid shall be delivered to the jobsite in such a manner as to facilitate handling and incorporation in to the work without damage. Material shall be stored in such a manner as to prevent exposure to direct sunlight and damage by other construction activities.

Prior to the installation of the geogrid, the application surface shall be cleared of debris, sharp objects and trees. Tree stumps shall be cut to the level of the ground surface. If the stumps cannot be cut to the ground level, they shall be completely removed. In the case of subgrades, all wheel tracks or ruts in excess of 75 mm (3 inches) in depth shall be graded smooth or otherwise filled with soil to provide a reasonably smooth surface.

The geotechnical reinforcement shall be placed with the "roll length" parallel to the roadway. Fabric of insufficient width or length to fully cover the specified shall be lapped a minimum of 24 inches.

The granular blanket shall be constructed to the width and depth required on the plans. Unless otherwise specified, the material shall be back-dumped on the geogrid in a sequence of operations beginning at the outer edges of the treatment area with subsequent placement towards the middle.

Placement of material on the geogrid shall be accomplished by spreading dumped material off of previously placed material with a bulldozer blade or end loader, in such a manner as to prevent tearing or shoving of the geogrid. Dumping of material directly on the geogrid will only be permitted to establish an initial working platform. No construction equipment shall be allowed on the geogrid prior to placement of the granular blanket.

Unless otherwise specified in the plans or project special provisions, the granular material shall be placed to the full required thickness and compacted to the satisfaction of the Engineer.

Geogrid which is damaged during installation or subsequent placement of granular material, due to failure of the Contractor to comply with these provisions, shall be repaired or replaced at his/her expense, including costs of removal and replacement of the granular material.

Geogrid that is torn may be patched in-place by cutting and placing a piece of the same geogrid over the tear. The dimensions of the patch shall be at least 600 mm (24 inches) larger than the largest dimension of the tear in each direction, and it shall be weighted or otherwise secured to prevent the granular material from causing lap separation.

Method of Measurement.

Geotechnical reinforcement will be measured in Square Yards for the surface area placed. Each layer of geogrid will be paid for separately.

Basis of Payment.

This work will be measured in place and the area computed in Square Yards. The work will be paid for at the contract unit price per Square Yard for TRIAXIAL GEOGRID REINFORCEMENT of the Type specified.

State of Illinois
Department of Transportation
Bureau of Local Roads and Streets

SPECIAL PROVISION
FOR
INSURANCE

Effective: February 1, 2007
Revised: August 1, 2007

All references to Sections or Articles in this specification shall be construed to mean specific Section or Article of the Standard Specifications for Road and Bridge Construction, adopted by the Department of Transportation.

The Contractor shall name the following entities as additional insured under the Contractor's general liability insurance policy in accordance with Article 107.27:

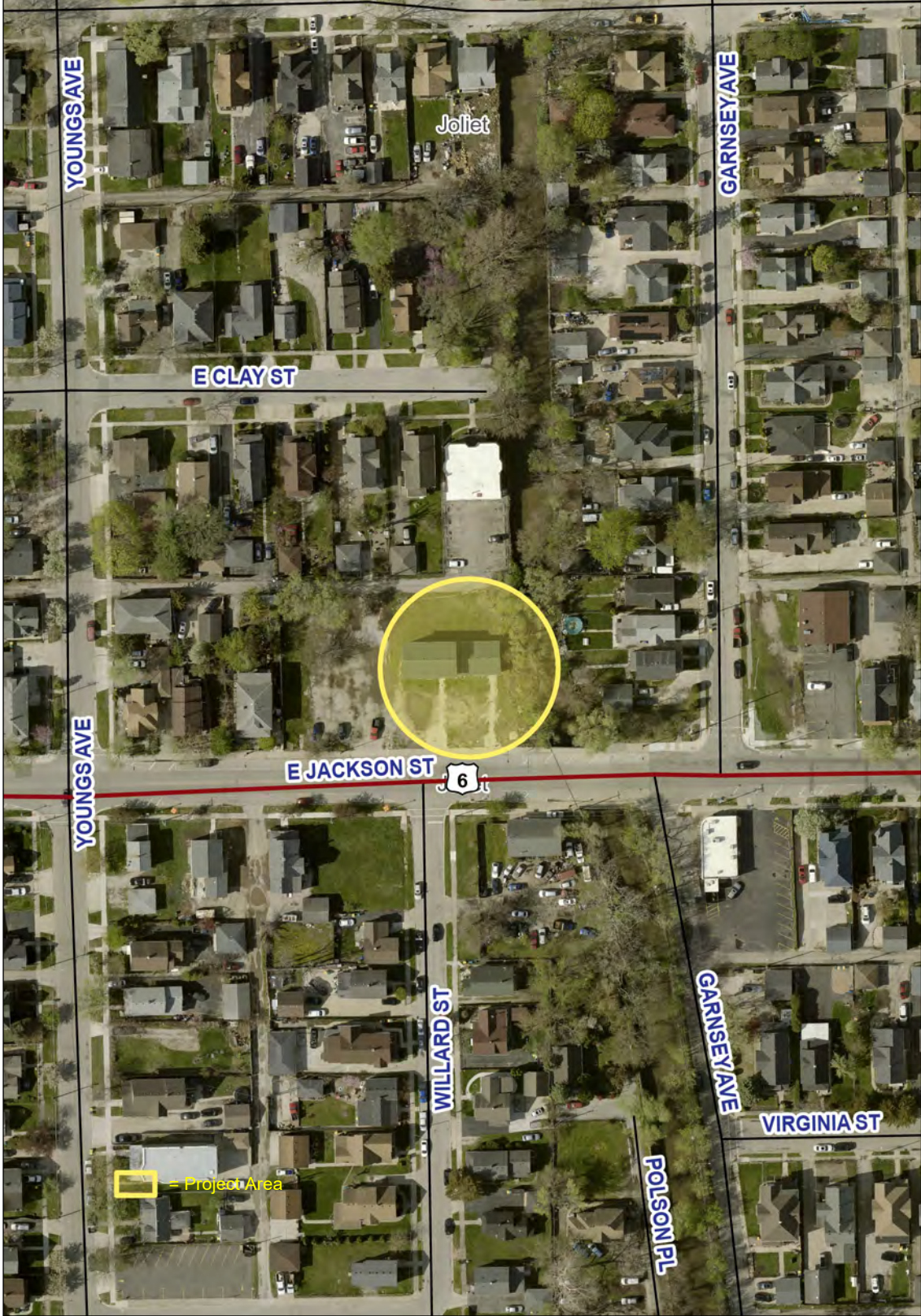
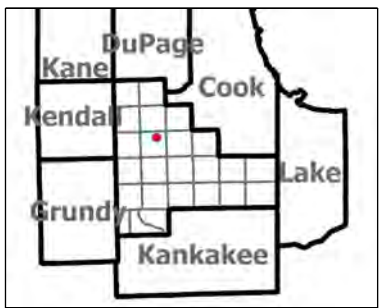
Joliet Township

Hutchison Engineering Inc.

The entities listed above and their officers, employees, and agents shall be indemnified and held harmless in accordance with Article 107.26.



575 E Jackson Street Location Map



Legend

- Roadways
 - Federal (Yellow line)
 - State (Red line)
 - County (Blue line)
 - Local and Private (Grey line)
- Townships (White box)

Notes

Date: 3/13/2026

1: 2,257

0 0.04 0.07 Miles

Projection
WGS_1984_Web_Mercator_Auxiliary_Sphere

Disclaimer of Warranties and Accuracy of Data: Although the data developed by Will County for its maps, websites, and Geographic Information System has been produced and processed from sources believed to be reliable, no warranty, expressed or implied, is made regarding accuracy, adequacy, completeness, legality, reliability or usefulness of any information. This disclaimer applies to both isolated and aggregate uses of the information. The County and elected officials provide this information on an "as is" basis. All warranties of any kind, express or implied, including but not limited to the implied warranties of merchantability, fitness for a particular purpose, freedom from contamination by computer viruses or hackers and non-infringement of proprietary rights are disclaimed. Changes may be periodically made to the information herein; these changes may or may not be incorporated in any new version of the publication. If you have obtained information from any of the County web pages from a source other than the County pages, be aware that electronic data can be altered subsequent to original distribution. Data can also quickly become out of date. It is recommended that careful attention be paid to the contents of any data, and that the originator of the data or information be contacted with any questions regarding appropriate use. Please direct any questions or issues via email to gis@willcountyillinois.com.

GENERAL NOTES

1. BEFORE STARTING ANY EXCAVATION, THE CONTRACTOR MUST CALL J.U.L.I.E. AT 1-800-892-0123 FOR FIELD LOCATIONS OF BURIED ELECTRICAL, TELEPHONE, GAS FACILITIES, AND ALL PUBLIC UTILITIES. A 48 HOUR NOTIFICATION IS REQUIRED.
2. THE CONTRACTOR SHALL NOTIFY ALL UTILITIES IN THE AREA AT LEAST TEN (10) DAYS PRIOR TO ANY CONSTRUCTION IN THE AREA AND SHALL COMPLY WITH ALL RESTRICTIONS FOR EQUIPMENT MOVEMENTS AND CLEARANCE IN REGARDS TO THEIR FACILITIES.
3. THE CONTRACTOR SHALL USE ALL NECESSARY PRECAUTIONS AND PROTECTIVE MEASURES REQUIRED TO MAINTAIN EXISTING UTILITIES, SEWER, AND APPURTENANCES THAT MUST BE KEPT IN OPERATION. IN PARTICULAR, THE CONTRACTOR WILL TAKE ADEQUATE MEASURES TO PREVENT THE UNDERMINING OF UTILITIES AND SEWERS WHICH ARE STILL IN SERVICE.
4. THE CONTRACTOR WILL BE REQUIRED TO COMPLY WITH ALL STATE REGULATIONS REGARDING AIR, WATER, AND NOISE POLLUTION.
5. IT IS THE CONTRACTOR'S RESPONSIBILITY TO ASCERTAIN EXISTING FIELD CONDITIONS BEFORE BIDDING ON THIS PROJECT, SPECIFICALLY AS THEY RELATE TO THE LUMP SUM PAY ITEMS.
6. IT IS THE CONTRACTOR'S RESPONSIBILITY TO VERIFY ALL DIMENSIONS AND CONDITIONS EXISTING IN THE FIELD PRIOR TO CONSTRUCTION AND ORDERING MATERIALS.
7. THE CONTRACTOR SHALL USE CARE IN GRADING OR EXCAVATING NEAR ANY AND ALL EXISTING ITEMS THAT WILL NOT BE REMOVED. ANY DAMAGE DONE TO EXISTING ITEMS BY THE CONTRACTOR SHALL BE REPAIRED AT THE CONTRACTOR'S OWN EXPENSE TO THE SATISFACTION OF THE ENGINEER.
8. EXISTING PAVEMENT, SIDEWALK, DRIVEWAY PAVEMENT, CURB AND GUTTER, PAVEMENT MARKING, AND DRAINAGE STRUCTURES NOT INCLUDED IN THE PLANS FOR REMOVAL, BUT DAMAGED DUE TO THE CONTRACTOR'S OPERATIONS, SHALL BE REPLACED AT THE EXPENSE OF THE CONTRACTOR.
9. THE CONTRACTOR SHALL BE REQUIRED TO PROVIDE ACCESS TO ABUTTING PROPERTIES AT ALL TIMES DURING CONSTRUCTION OF THE PROJECT.
10. LOCATIONS OF COMBINATION CONCRETE CURB AND GUTTER REMOVAL AND REPLACEMENT WILL BE VERIFIED IN THE FIELD BY THE ENGINEER.
11. IF ANY LOOSE MATERIAL IS DEPOSITED DURING CONSTRUCTION OPERATIONS IN THE FLOW LINE OF DITCHES, GUTTERS, OR DRAINAGE STRUCTURES SO THAT IT RESTRICTS THE NATURAL FLOW OF WATER, IT SHALL BE REMOVED AT THE CLOSE OF EACH WORKING DAY. AT THE CONCLUSION OF CONSTRUCTION OPERATIONS, ALL DRAINAGE STRUCTURES SO AFFECTED SHALL BE FREE FROM ALL DEBRIS. THIS WORK SHALL BE CONSIDERED INCLUDED IN THE COST OF THIS CONTRACT.
12. EXCEPT AS NOTED ON THE PLANS, PAVEMENT GRADES SHOWN ARE AT THE TOP OF PAVEMENT SURFACES.
13. THE THICKNESS OF HMA SHOWN ON THE PLANS IS THE NOMINAL THICKNESS. DEVIATIONS FROM THE NOMINAL THICKNESS WILL BE PERMITTED WHEN SUCH DEVIATIONS OCCUR DUE TO IRREGULARITIES IN THE EXISTING SURFACE OR BASE ON WHICH THE HMA IS PLACED.
14. SEEDING SHALL NOT BE PERMITTED AT ANY TIME WHEN THE GROUND IS FROZEN, WET, OR IN AN UNTILLABLE CONDITION. LOCATIONS TO BE SEEDED WILL BE DETERMINED BY THE ENGINEER.
15. LOCATIONS FOR PERIMETER EROSION BARRIER, SEEDING, AND ANY OTHER EROSION CONTROL OR LANDSCAPING ITEMS SHALL BE DETERMINED IN THE FIELD BY THE ENGINEER.

575 JACKSON ST MUSEUM PARKING LOT SUMMARY OF QUANTITIES			
CODE NO.	DESCRIPTION	UNIT	QUANTITY
20200100	EARTH EXCAVATION	CU YD	51
21101615	TOPSOIL FURNISH AND PLACE, 4"	SQ YD	208
25000210	SEEDING, CLASS 2A	ACRE	0.07
25000400	NITROGEN FERTILIZER NUTRIENT	POUND	7
25000500	PHOSPHOROUS FERTILIZER NUTRIENT	POUND	7
25000600	POTASSIUM FERTILIZER NUTRIENT	POUND	7
25100630	EROSION CONTROL BLANKET	SQ YD	313
28000400	PERIMETER EROSION BARRIER	FOOT	194
31101600	SUBBASE GRANULAR MATERIAL, TYPE B 8"	SQ YD	358
40200800	AGGREGATE SURFACE COURSE, TYPE B	TON	40
40201000	AGGREGATE FOR TEMPORARY ACCESS	TON	13
40600290	BITUMINOUS MATERIALS (TACK COAT)	POUND	885
40603080	HOT-MIX ASPHALT BINDER COURSE, IL-19.0, N50	TON	31
40604050	HOT-MIX ASPHALT SURFACE COURSE, IL-9.5, MIX "C", N50	TON	31
42400200	PORTLAND CEMENT CONCRETE SIDEWALK 5 INCH	SQ FT	366
60602800	CONCRETE GUTTER, TYPE B	FOOT	28
60603800	COMBINATION CONCRETE CURB AND GUTTER, TYPE B-6.12	FOOT	184
67100100	MOBILIZATION	L SUM	1
72000100	SIGN PANEL - TYPE 1	SQ FT	2
72900100	METAL POST - TYPE A	FOOT	14
78001100	PAINT PAVEMENT MARKING - LETTERS AND SYMBOLS	SQ FT	3.1
78001110	PAINT PAVEMENT MARKING - LINE 4"	FOOT	224
89502385	REMOVE EXISTING CONCRETE FOUNDATION	EACH	1
X0327487	TRIAxIAL GEOGRID REINFORCEMENT, TYPE I	SQ YD	358
X1200036	SANITARY SERVICE CLEANOUT	EACH	1
Z0013798	CONSTRUCTION LAYOUT	L SUM	1

THE FOLLOWING RATES OF APPLICATION HAVE BEEN ASSUMED IN CALCULATING PLAN QUANTITIES:

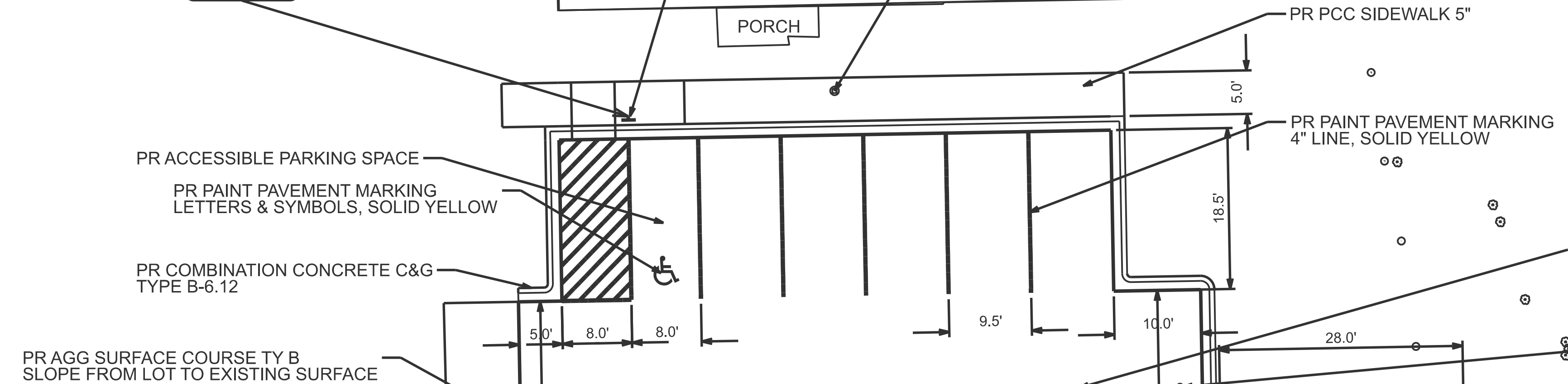
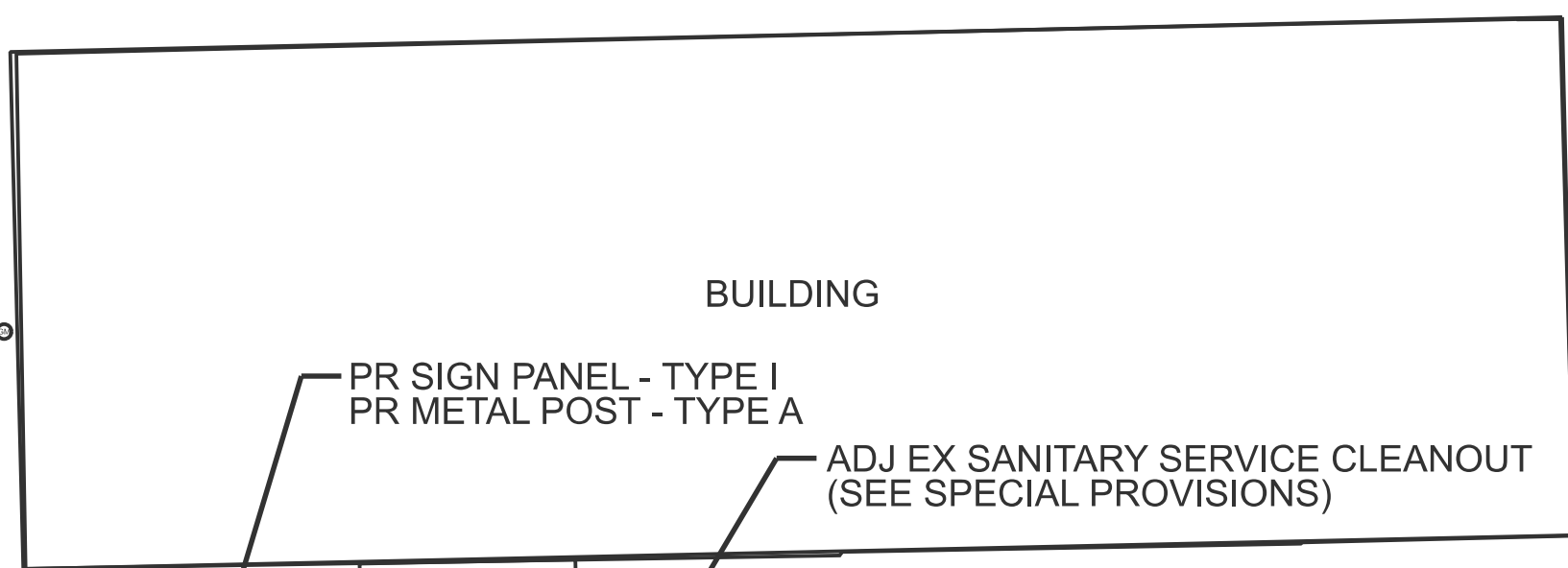
GRANULAR MATERIALS.....2.05 TONS/CU YD
 BITUMINOUS MATERIALS (TACK COAT).....0.05 LBS/SQ FT (MILLED HMA, EX PAVT, OR PCC) OR
 0.025 LBS/SQ FT (BETWEEN HMA LIFTS)
 HOT-MIX ASPHALT SURFACE COURSE.....112 LBS/SQ YD/INCH
 HOT-MIX ASPHALT BINDER COURSE.....112 LBS/SQ YD/INCH
 NITROGEN FERTILIZER NUTRIENT.....90 LBS/ACRE (SEEDING)
 PHOSPHOROUS FERTILIZER NUTRIENT.....90 LBS/ACRE (SEEDING)
 POTASSIUM FERTILIZER NUTRIENT.....90 LBS/ACRE (SEEDING)

MODEL: Default
 FILE NAME: C:\Joliet_Township_Road_District\5539 Pl. (Parking Lot)\CADD\CADD_Sheets\5539-PL-1.dwg

USER NAME = RKantor	DESIGNED -	REVISED -	JOLIET TOWNSHIP	MUSEUM PARKING LOT			F.A. RTE.	SECTION	COUNTY	TOTAL SHEETS	SHEET NO.
PLOT SCALE = \$\$SCALE\$	DRAWN -	REVISED -		GENERAL NOTES					WILL	5	1
PLOT DATE = 4/27/2026	CHECKED -	REVISED -		SCALE: N/A	SHEET 1	OF 5 SHEETS	STA.	TO STA.	CONTRACT NO.		
	DATE -	REVISED -		ILLINOIS FED. AID PROJECT							

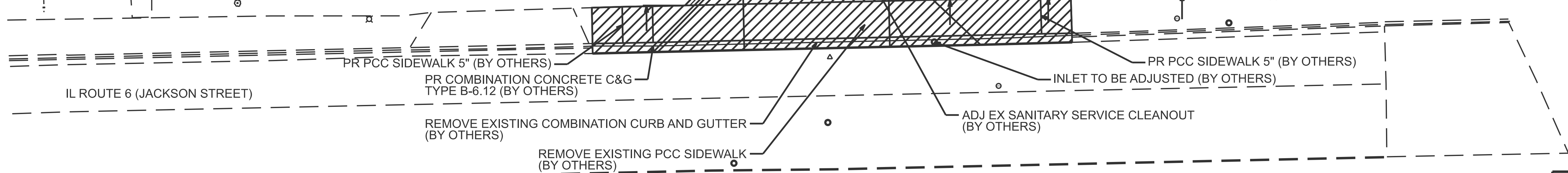


R7-8
12" x 18"
R7-8aP
12" x 6"



PR DRIVEWAY ENTRANCE PAVEMENT (BY OTHERS):
2" HOT-MIX ASPHALT SURFACE COURSE, IL-9.5, MIX "C", N50
2" HOT-MIX ASPHALT BINDER COURSE, IL-19.0, N50
SUBBASE GRANULAR MATERIAL, TYPE B 8"
TRIAxIAL GEOGRID REINFORCEMENT, TYPE I

PR CONCRETE GUTTER, TY B (SEE DETAIL)
PR COMBINATION CONCRETE C&G TYPE B-6.12
REMOVE EXISTING CONCRETE FOUNDATION + FLAGPOLE



LEGEND				
	TO BE CONSTRUCTED BY OTHERS			
F.A. RTE.	SECTION	COUNTY	TOTAL SHEETS	SHEET NO.
		WILL	5	2
CONTRACT NO.				
ILLINOIS FED. AID PROJECT				

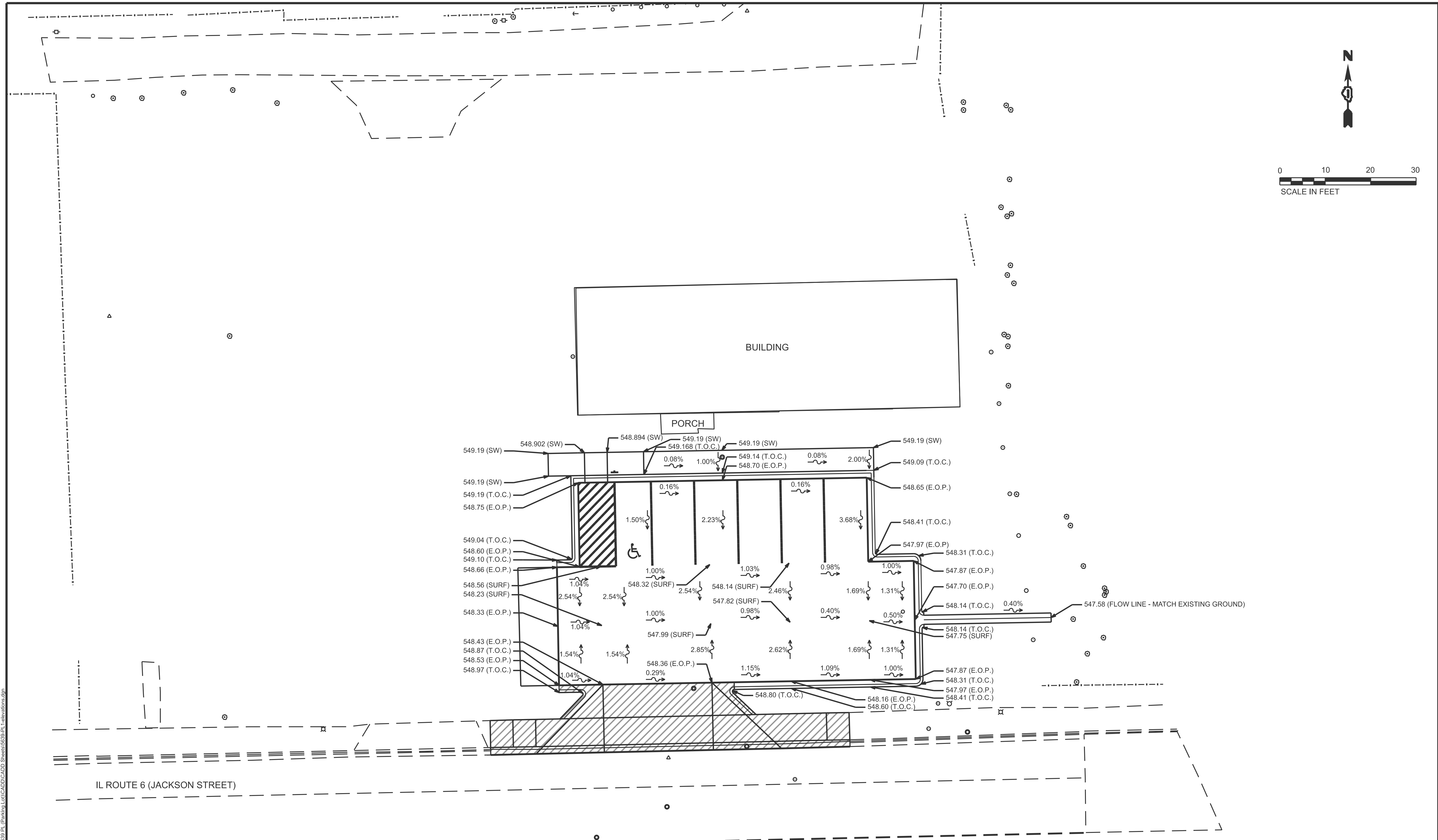
USER NAME = RKantor	DESIGNED -	REVISED -
	DRAWN -	REVISED -
PLOT SCALE = \$SCALE\$	CHECKED -	REVISED -
PLOT DATE = 4/27/2026	DATE -	REVISED -

JOLIET TOWNSHIP

MUSEUM PARKING LOT
SITE PLAN

SCALE: 1" = 10' SHEET 2 OF 5 SHEETS STA. TO STA.

MODEL: Default
FILE NAME: C:\Joliet_Township_Road_District\6539 Pl. (Parking Lot)\CADD\CADD_Sheets\5639-Pl_1.sbs.dgn



IL ROUTE 6 (JACKSON STREET)

LEGEND				
		TO BE CONSTRUCTED BY OTHERS		
F.A. RTE.	SECTION	COUNTY	TOTAL SHEETS	SHEET NO.
		WILL	5	3
CONTRACT NO.				
ILLINOIS FED. AID PROJECT				

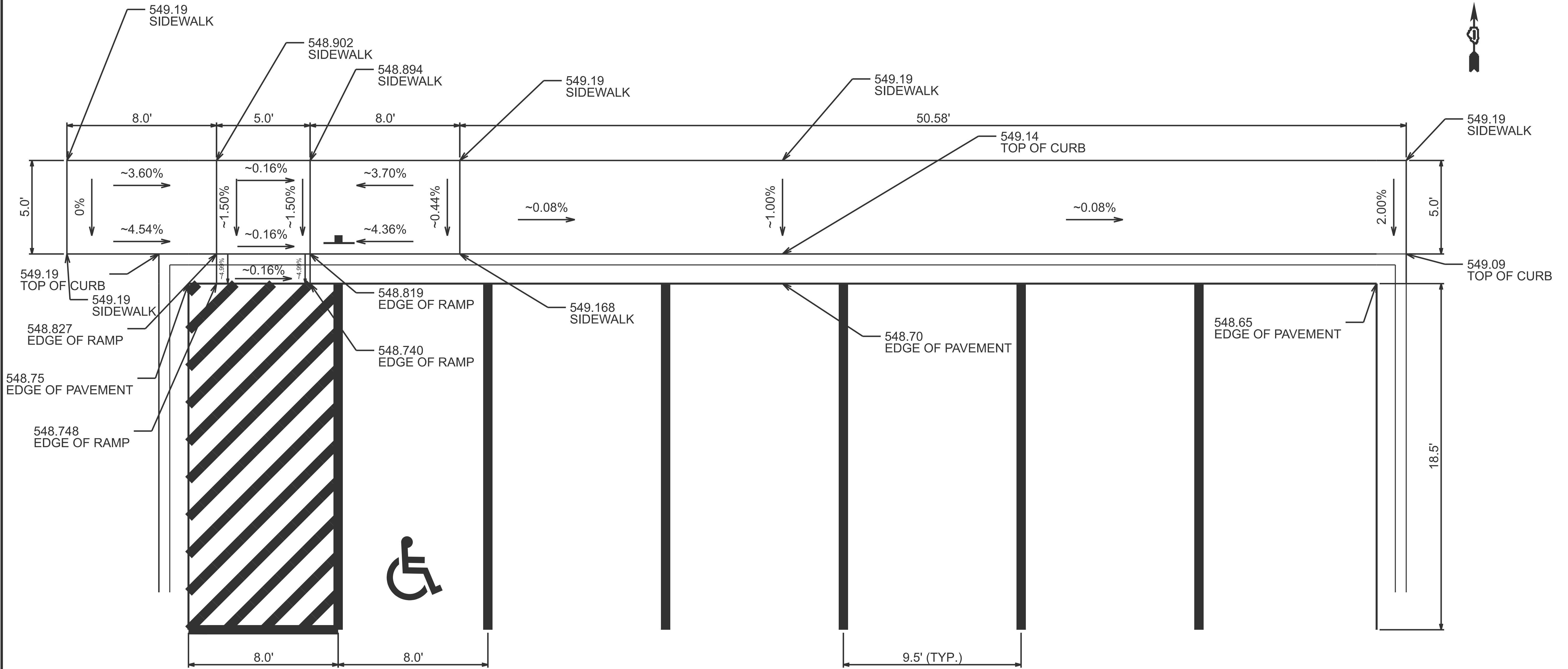
USER NAME = RKantor	DESIGNED -	REVISED -
	DRAWN -	REVISED -
PLOT SCALE = \$\$SCALE\$	CHECKED -	REVISED -
PLOT DATE = 4/27/2026	DATE -	REVISED -

JOLIET TOWNSHIP

**MUSEUM PARKING LOT
GRADING PLAN**

SCALE: 1" = 10' SHEET 3 OF 5 SHEETS STA. TO STA.

MODEL: Default FILE NAME: C:\Joliet_Township_Road_District\6539 Pl. (Parking Lot)\CADD\CADD_Sheets\5639-Pl_1-revisions.dgn



ENTRANCE SIDEWALK ADA DETAIL
(NOT TO SCALE)

MODEL: D:\draft\Joliet_Township_Road_District\5539 Pl. (Parking Lot)\CADD\CADD_Sheets\5539-PL-1-detail-ada.dgn
FILE NAME: C:\Joliet_Township_Road_District\5539 Pl. (Parking Lot)\CADD\CADD_Sheets\5539-PL-1-detail-ada.dgn

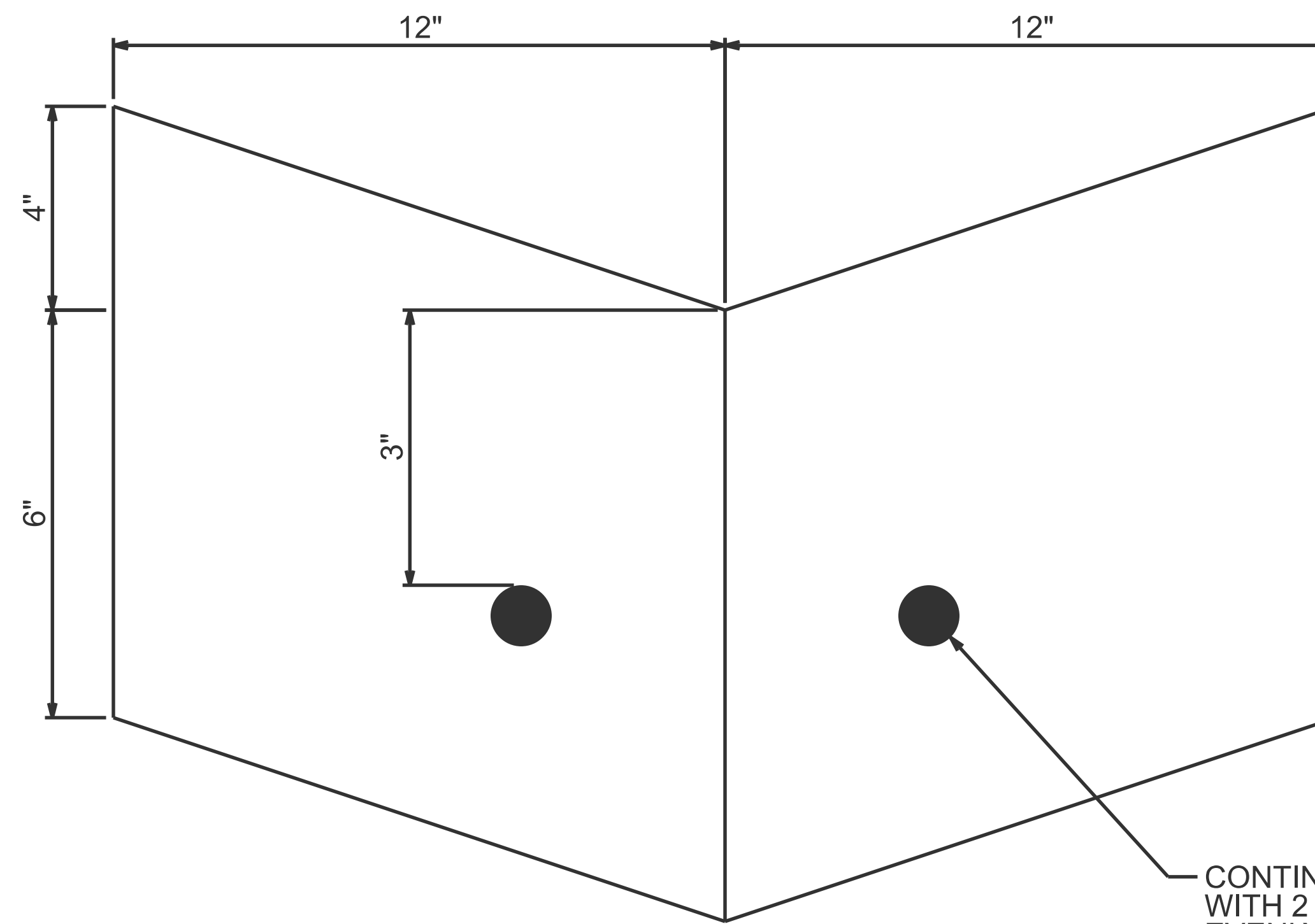
USER NAME = RKantor	DESIGNED -	REVISED -
	DRAWN -	REVISED -
PLOT SCALE = \$SCALE\$	CHECKED -	REVISED -
PLOT DATE = 4/27/2026	DATE -	REVISED -

JOLIET TOWNSHIP

MUSEUM PARKING LOT
ENTRANCE SIDEWALK ADA DETAIL

SCALE: N/A SHEET 4 OF 5 SHEETS STA. TO STA.

F.A. RTE.	SECTION	COUNTY	TOTAL SHEETS	SHEET NO.
		WILL	5	4
CONTRACT NO.				
ILLINOIS FED. AID PROJECT				

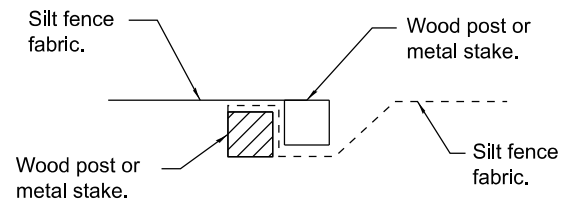


CONTINUOUSLY REINFORCED
WITH 2 - #4 BARS
EVENLY SPACED

CONCRETE GUTTER, TYPE B ("V" GUTTER) DETAIL
(NOT TO SCALE)

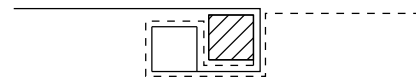
MODEL: Default
FILE NAME: Y:\Joliet Township Road District\5639_PL_(Parking_Lot)\CADD\CADD_Sheets\5639-PL_1-detail-gutter.dgn

USER NAME = RKantor	DESIGNED -	REVISED -	JOLIET TOWNSHIP	MUSEUM PARKING LOT "V" GUTTER DETAIL				F.A. RTE.	SECTION	COUNTY	TOTAL SHEETS	SHEET NO.
	DRAWN -	REVISED -						WILL	5	5		
	CHECKED -	REVISED -		CONTRACT NO.				ILLINOIS		FED. AID PROJECT		
PLOT DATE = 4/27/2026	DATE -	REVISED -		SCALE: N/A	SHEET 5	OF 5 SHEETS	STA.	TO STA.				



Place end-post (stake) of first silt fence adjacent to end-post (stake) of second silt fence with fabric positioned as shown.

STEP 1

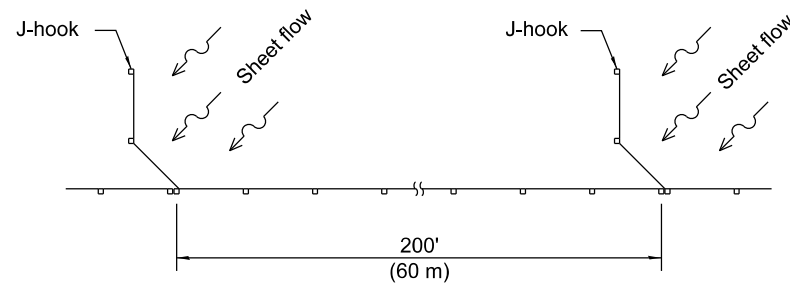


Rotate posts (stakes) together 180° clockwise and drive both posts (stakes) 18 (450) into ground.

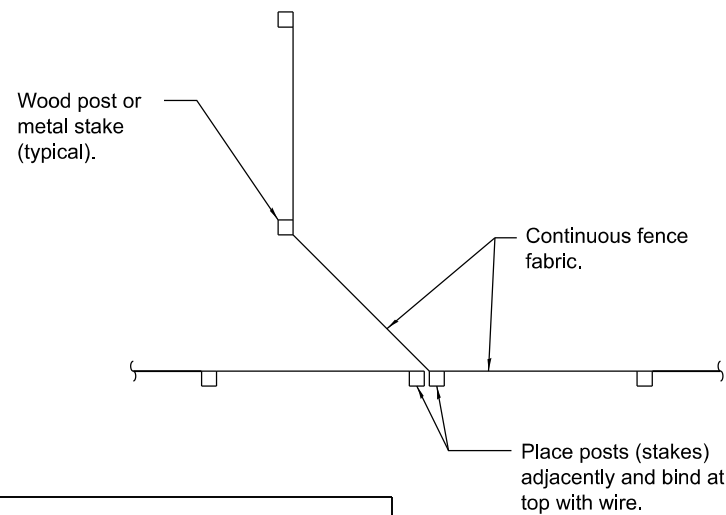
STEP 2

ATTACHING TWO SILT FILTER FENCES

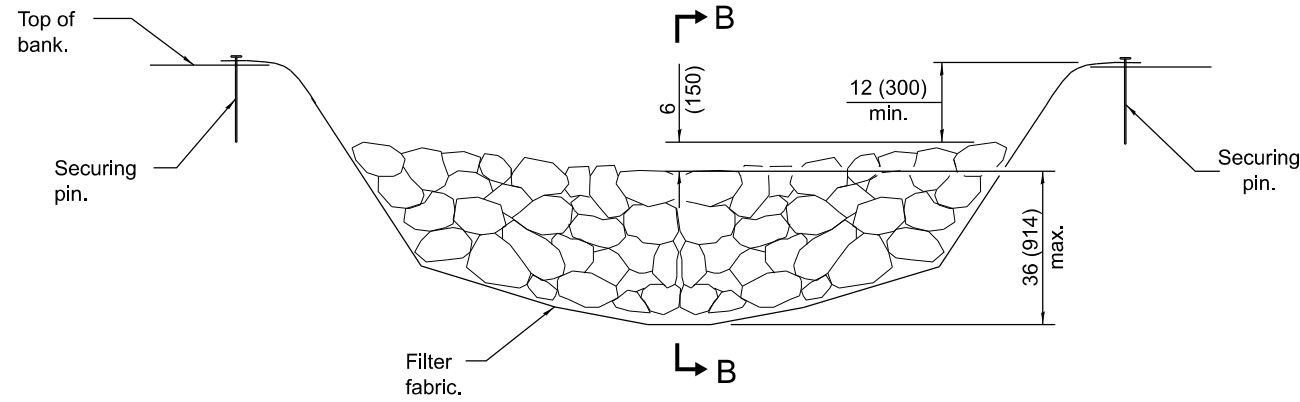
(Not applicable for J-hooks)



SILT FILTER J-HOOK PLACEMENT

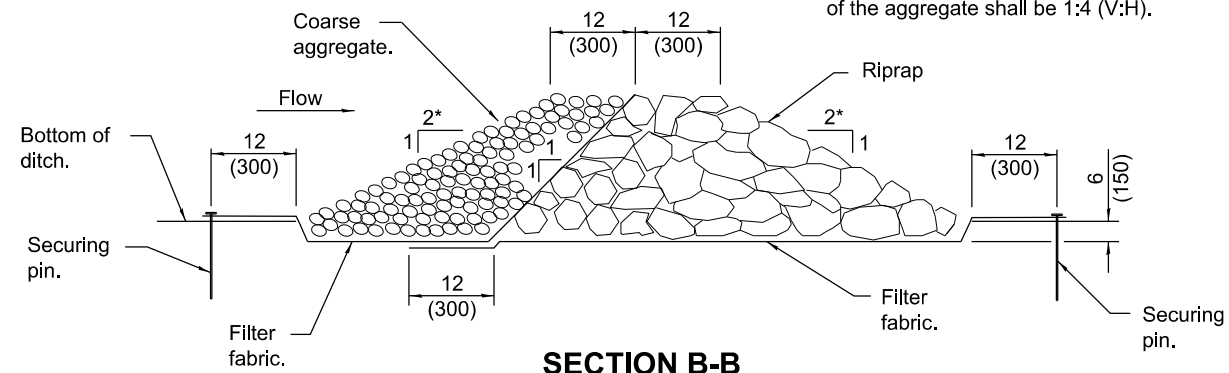


J-HOOK



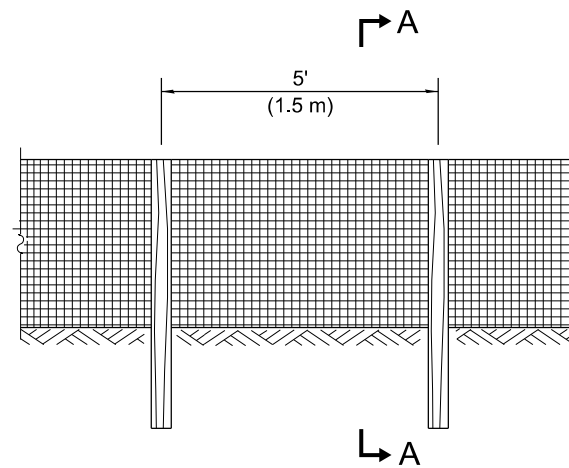
ELEVATION

* When the ditch check is within the clear zone and the road is open to traffic, the traffic approach slope of the aggregate shall be 1:4 (V:H).



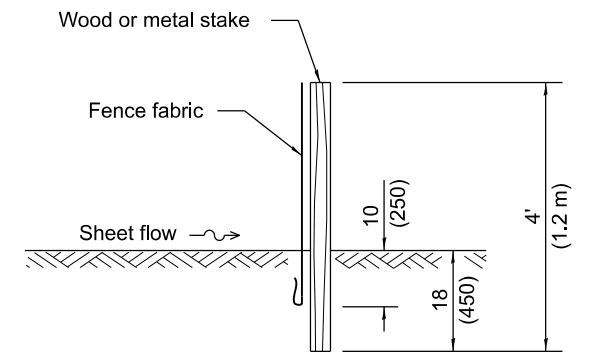
SECTION B-B

AGGREGATE DITCH CHECK

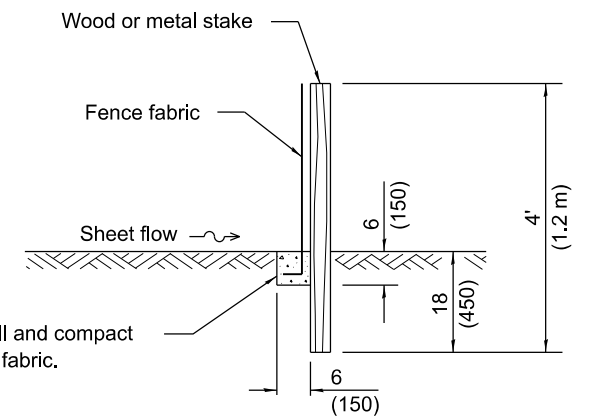


ELEVATION

SILT FILTER FENCE AS A PERIMETER EROSION BARRIER



SLICE METHOD



TRENCH METHOD

SECTION A-A

Excavate, backfill and compact trench to secure fabric.

GENERAL NOTES

The installation details and dimensions shown for perimeter erosion barriers shall also apply for inlet and pipe protection.

All dimensions are in inches (millimeters) unless otherwise shown.

Illinois Department of Transportation

APPROVED January 1, 2013
Michael Beard
 ENGINEER OF POLICY AND PROCEDURES

APPROVED January 1, 2013
[Signature]
 ENGINEER OF DESIGN AND ENVIRONMENT

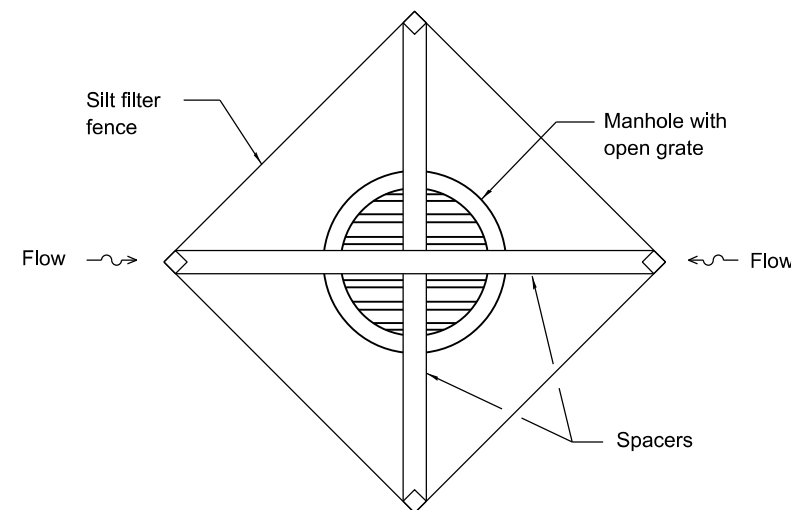
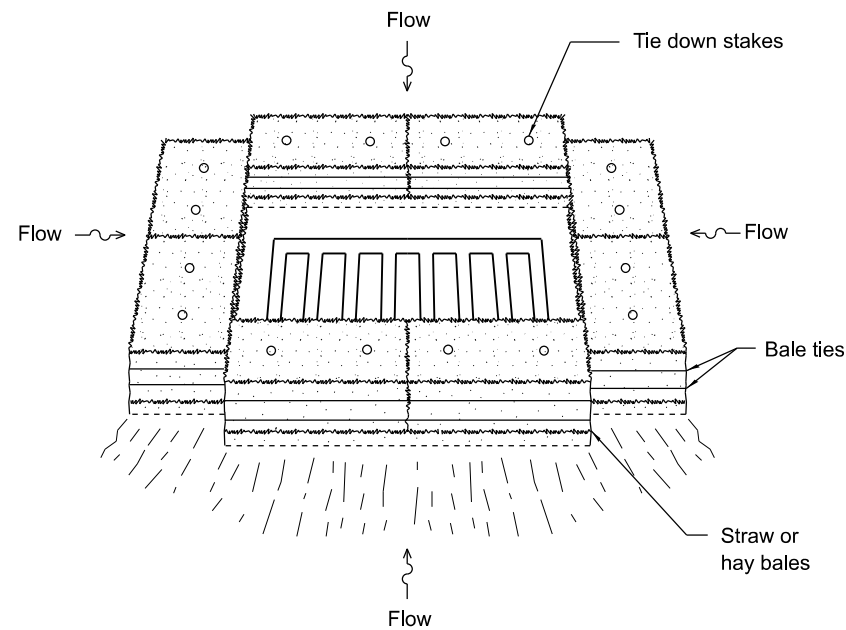
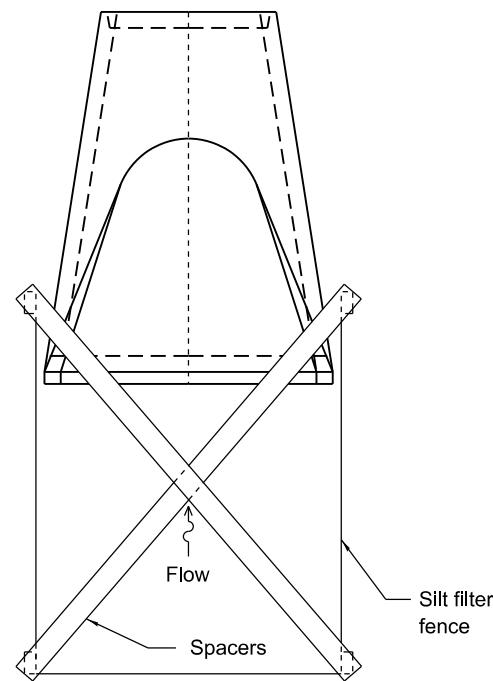
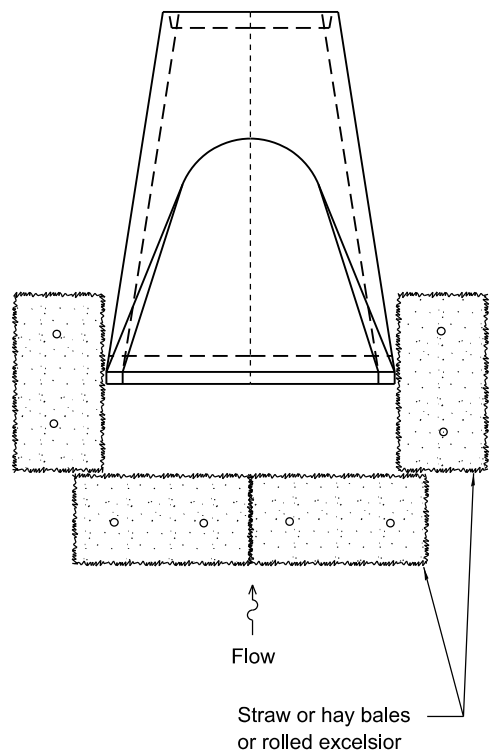
ISSUED 1-1-97

DATE	REVISIONS
1-1-13	Corrected notation for flowline (f) on SEDIMENT BASIN ELEVATION
1-1-12	Omitted hay/straw perimeter barrier. Added SLICE METHOD to SECTION A-A

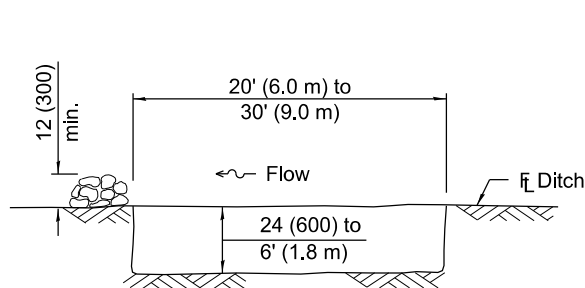
TEMPORARY EROSION CONTROL SYSTEMS

(Sheet 1 of 2)

STANDARD 280001-07

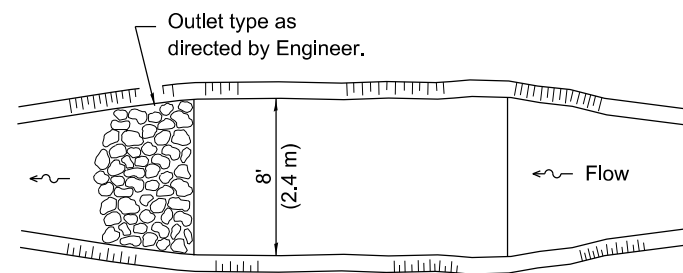


INLET AND PIPE PROTECTION



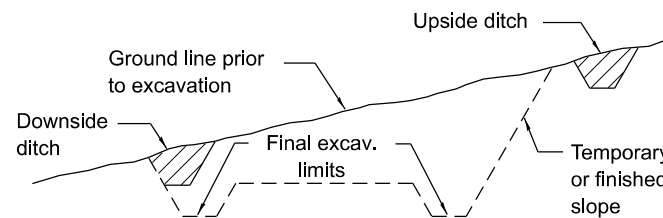
The performance of the basin will improve if put into a series.

ELEVATION

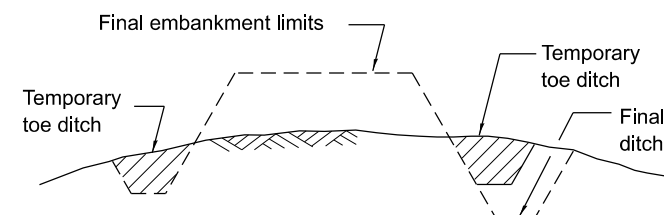


The long dimension should be parallel with the direction of the flow. Accumulated silt shall be removed anytime the basins become 75% filled.

PLAN



TYPICAL CUT CROSS-SECTION



TYPICAL FILL CROSS-SECTION

TEMPORARY DITCHES FOR CUT & FILL SECTIONS

SEDIMENT BASIN

Illinois Department of Transportation

APPROVED January 1, 2013
Michael Brand
 ENGINEER OF POLICY AND PROCEDURES

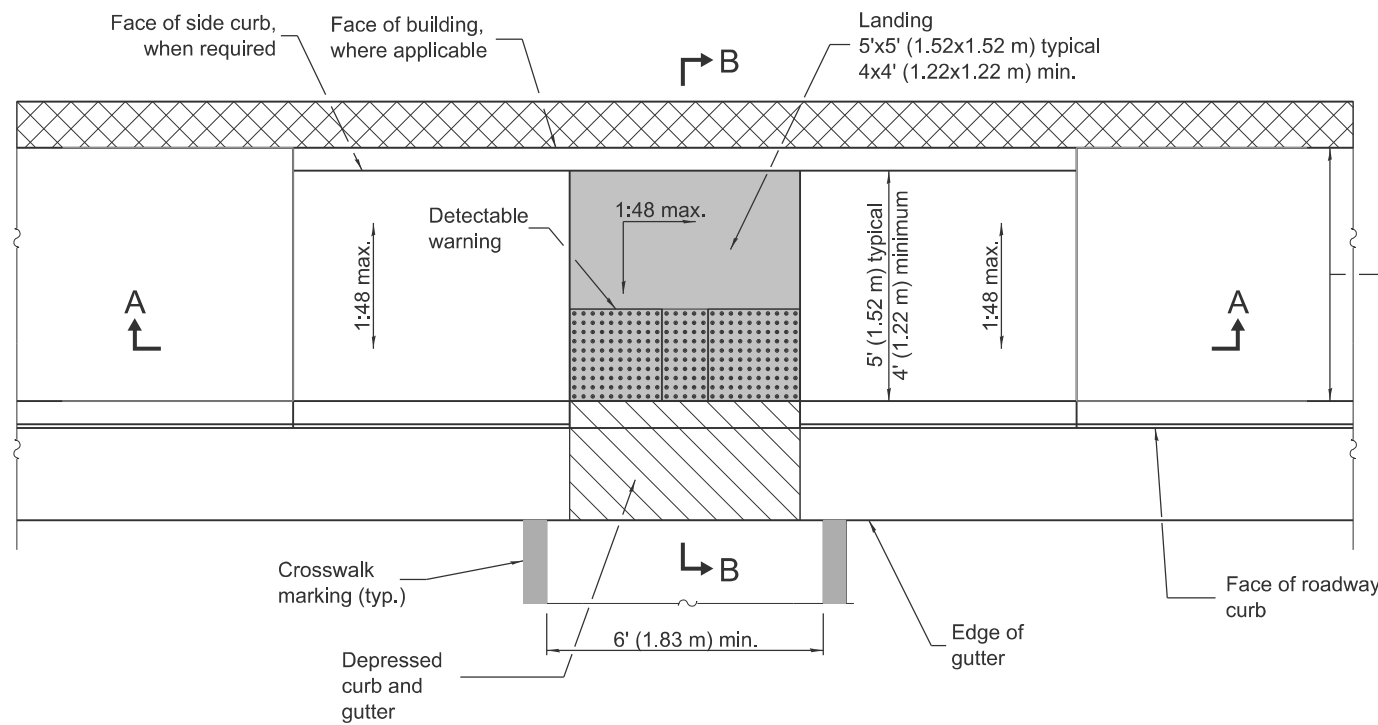
APPROVED January 1, 2013
[Signature]
 ENGINEER OF DESIGN AND ENVIRONMENT

ISSUED 1-1-97

TEMPORARY EROSION CONTROL SYSTEMS

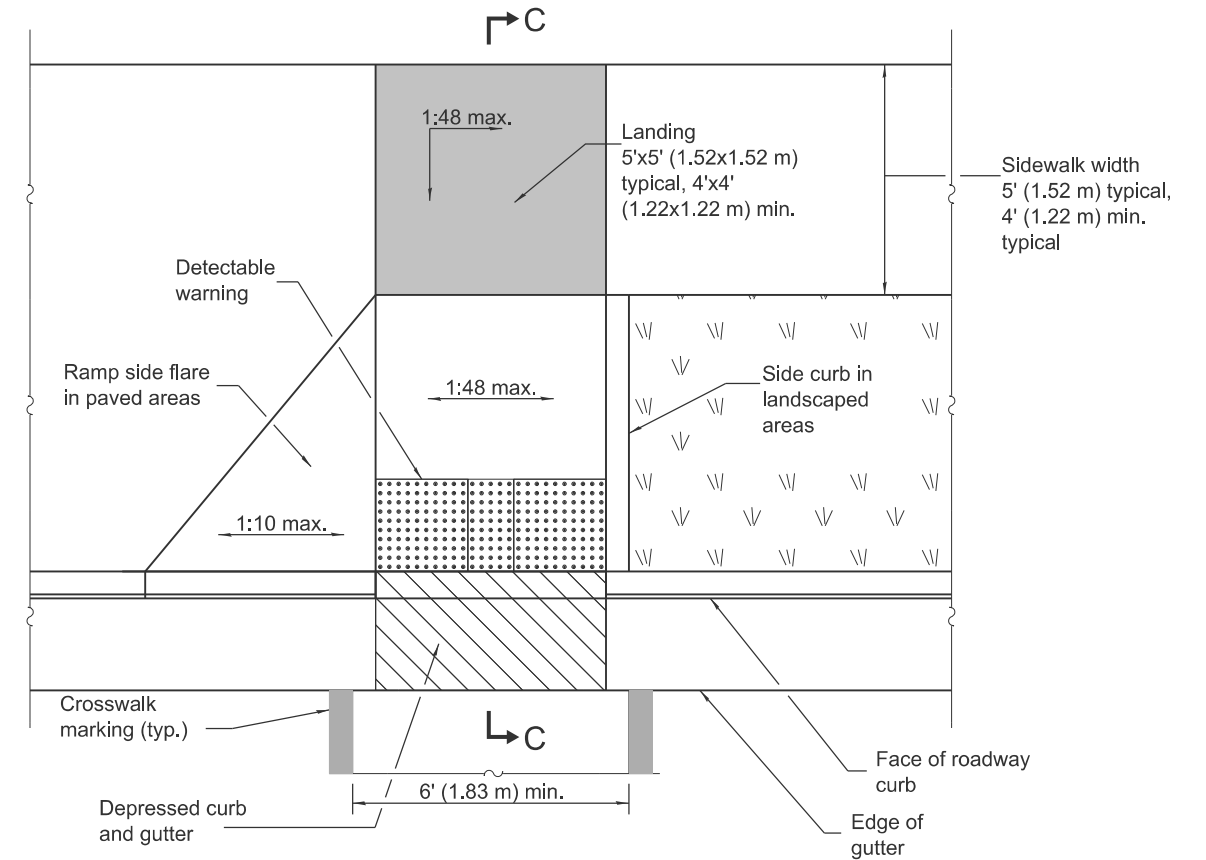
(Sheet 2 of 2)

STANDARD 280001-07

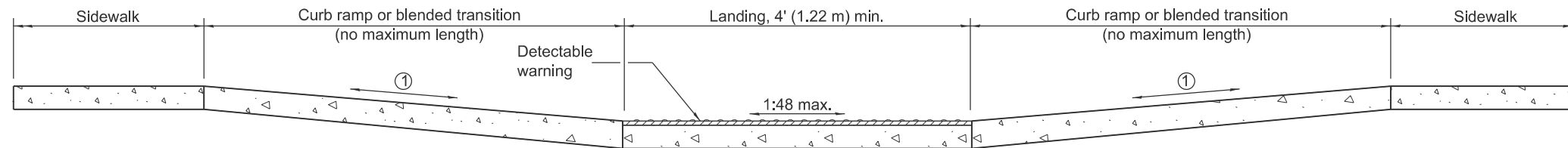


PARALLEL MID-BLOCK CURB RAMP

Sidewalk width \geq 7' (2.13 m) typical, pedestrian access route width 4' (1.22 m) min.

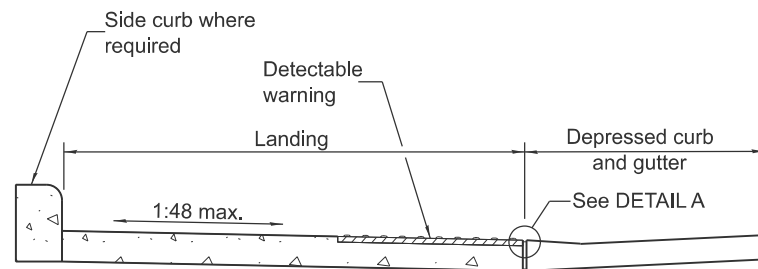


PERPENDICULAR MID-BLOCK CURB RAMP

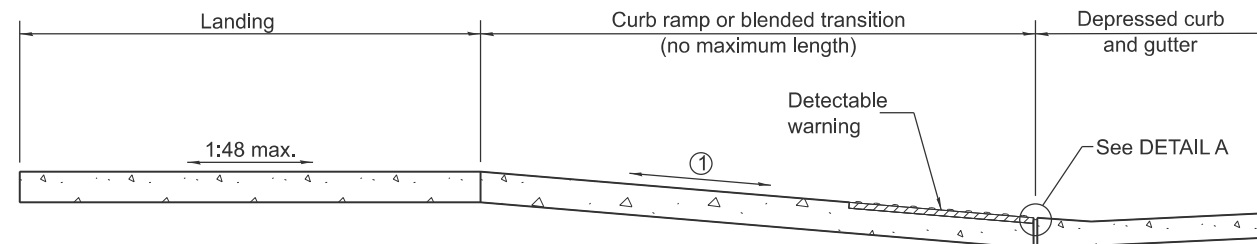


SECTION A-A

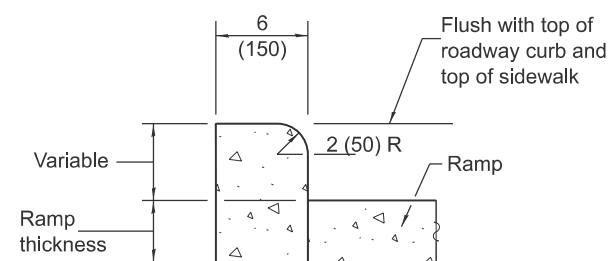
① The running slope of a curb ramp shall be 1:12 max. The running slope of a blended transition shall be 1:20 max.



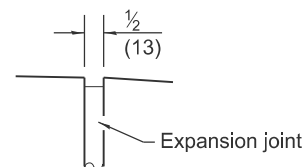
SECTION B-B



SECTION C-C



SIDE CURB DETAIL



DETAIL A

GENERAL NOTES

All slope ratios are expressed as units of vertical displacement to units of horizontal displacement (V:H).

Where 1:48 maximum slope is shown, 1:64 is preferred.

Detectable warnings are shown in their ideal locations but the following placement tolerances are allowed.

Side Border - Detectable warnings should extend the full width of the walking surface (excluding flared sides) but a border along each side up to 2 in. (50 mm) in. width is allowed.

Curb Set-Back - Detectable warnings located at the back of curb should closely align with the curb but a gap up to 6 in. (150 mm) behind the curb is allowed.

See Standard 606001 for details of depressed curb adjacent to curb ramp.

All dimensions are in inches (millimeters) unless otherwise shown.

Illinois Department of Transportation

APPROVED January 1, 2025
Markell K. Motell
 ENGINEER OF POLICY AND PROCEDURES

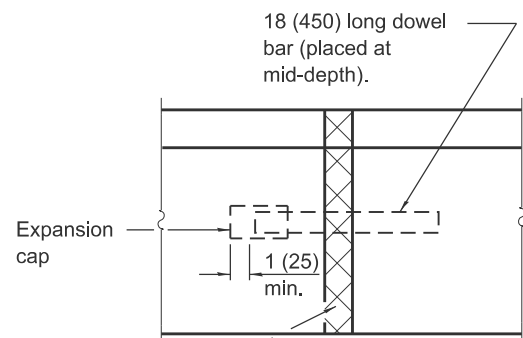
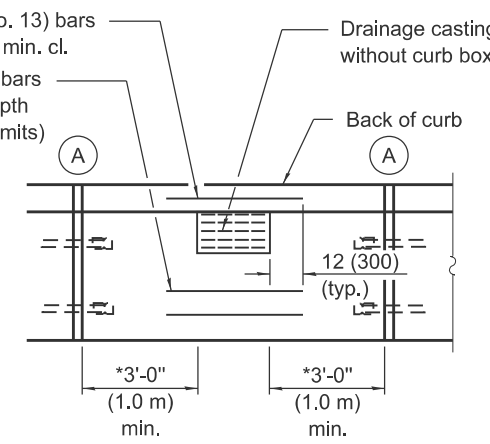
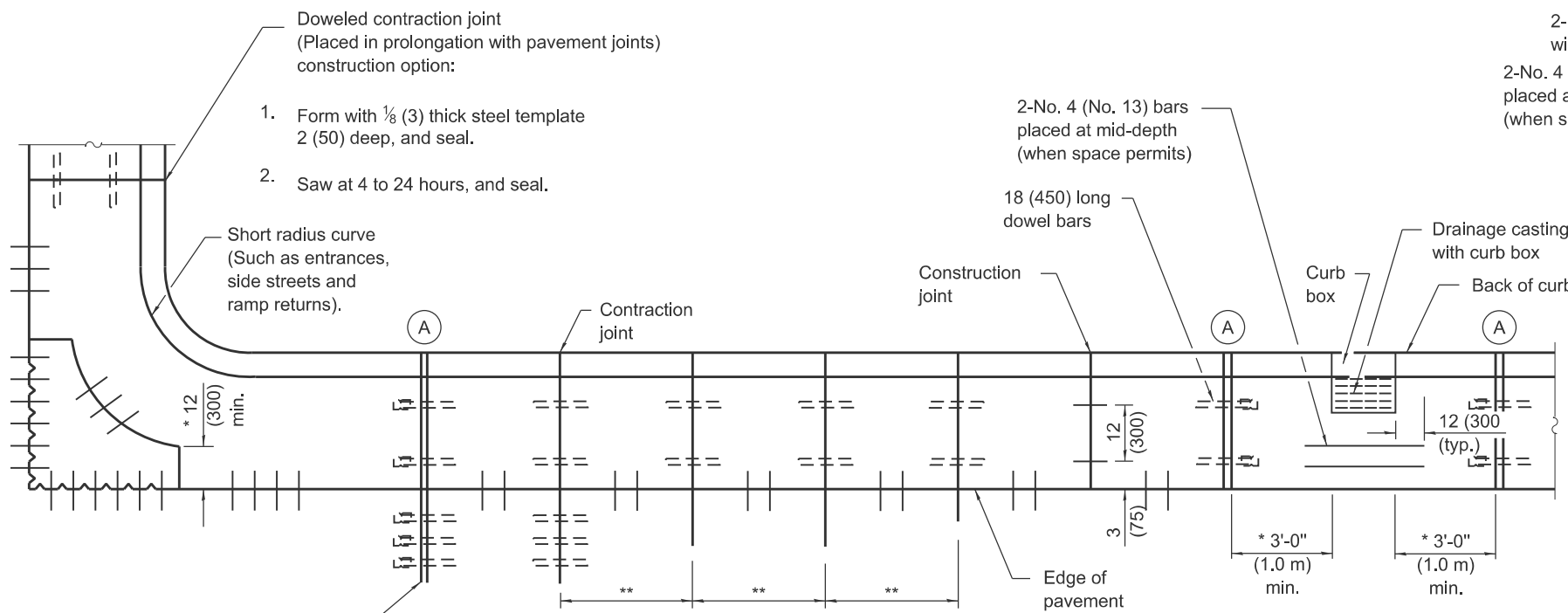
APPROVED January 1, 2025
Scott C. C...
 ENGINEER OF DESIGN AND ENVIRONMENT

ISSUED 1-1-12

DATE	REVISIONS
1-1-25	Revised turning space with landing and updated cross-slope.
1-1-19	Removed upper landing, added blended transitions and detectable warning tolerances.

MID-BLOCK CURB RAMPS FOR SIDEWALKS

STANDARD 424016-06

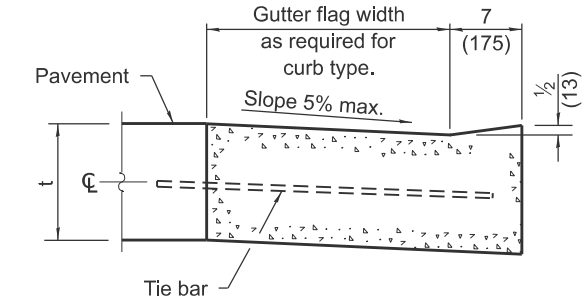


PLAN
ADJACENT TO PCC PAVEMENT OR PCC BASE COURSE

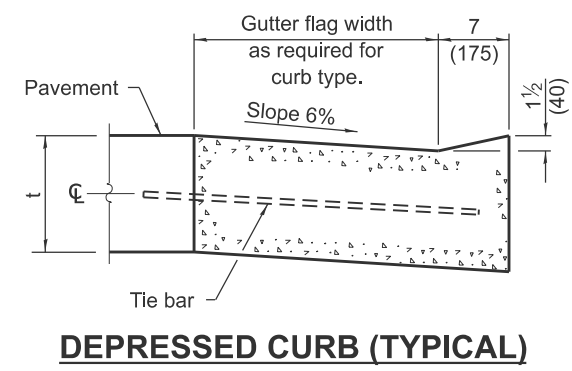
* This dimension shall be adjusted to align with joint on the adjacent pavement

DETAIL A
EXPANSION JOINT

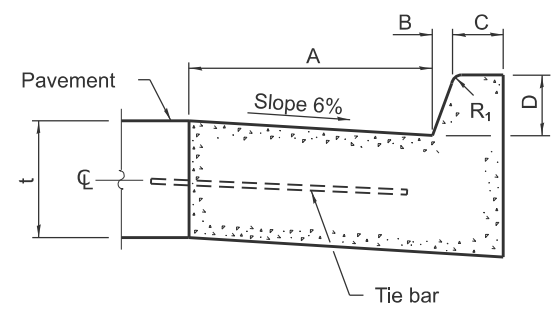
Full depth & width 1 (25) - thick (min.) preformed expansion joint filler.



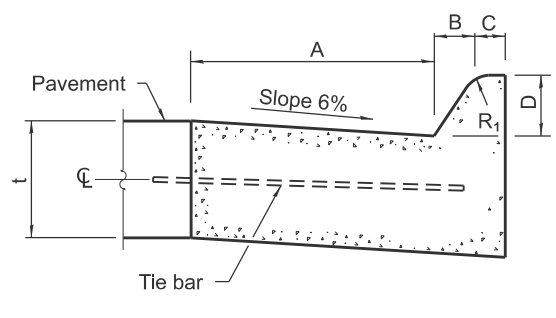
DEPRESSED CURB ADJACENT TO CURB RAMP ACCESSIBLE TO THE DISABLED



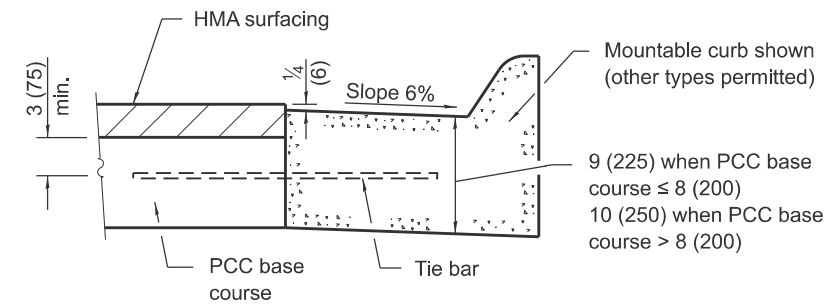
DEPRESSED CURB (TYPICAL)



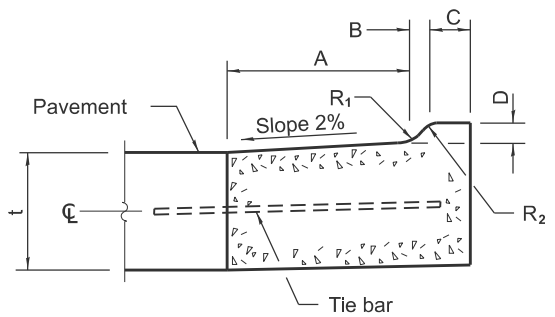
BARRIER CURB



MOUNTABLE CURB



ADJACENT TO PCC BASE COURSE WITH HMA SURFACING



M-2.06 (M-5.15), M-2.12 (M-5.30), and M-2.24 (M-5.60)

TABLE OF DIMENSIONS BARRIER CURB

TYPE	A	B	C	D	R ₁
B-6.06 *	6	1	6	6	1
(B-15.15)	(150)	(25)	(150)	(150)	(25)
B-6.12	12	1	6	6	1
(B-15.3)	(300)	(25)	(150)	(150)	(25)
B-6.18	18	1	6	6	1
(B-15.45)	(450)	(25)	(150)	(150)	(25)
B-6.24	24	1	6	6	1
(B-15.60)	(600)	(25)	(150)	(150)	(25)
B-9.12	12	2	5	9	1
(B-22.30)	(300)	(50)	(125)	(225)	(25)
B-9.18	18	2	5	9	1
(B-22.45)	(450)	(50)	(125)	(225)	(25)
B-9.24	24	2	5	9	1
(B-22.60)	(600)	(50)	(125)	(225)	(25)

TABLE OF DIMENSIONS MOUNTABLE CURB

TYPE	A	B	C	D	R ₁	R ₂
M-2.06	6	2	4	2	3	2
(M-5.15)	(150)	(50)	(100)	(50)	(75)	(50)
M-2.12	12	2	4	2	3	2
(M-5.30)	(300)	(50)	(100)	(50)	(75)	(50)
M-2.24	24	2	4	2	3	2
(M-5.60)	(600)	(50)	(100)	(50)	(75)	(50)
M-4.06	6	4	3	4	3	NA
(M-10.15)	(150)	(100)	(75)	(100)	(75)	NA
M-4.12	12	4	3	4	3	NA
(M-10.30)	(300)	(100)	(75)	(100)	(75)	NA
M-4.18	18	4	3	4	3	NA
(M-10.45)	(450)	(100)	(75)	(100)	(75)	NA
M-4.24	24	4	3	4	3	NA
(M-10.60)	(600)	(100)	(75)	(100)	(75)	NA
M-6.06	6	6	2	6	2	NA
(M-15.15)	(150)	(150)	(50)	(150)	(50)	NA
M-6.12	12	6	2	6	2	NA
(M-15.30)	(300)	(150)	(50)	(150)	(50)	NA
M-6.18	18	6	2	6	2	NA
(M-15.45)	(450)	(150)	(50)	(150)	(50)	NA
M-6.24	24	6	2	6	2	NA
(M-15.60)	(600)	(150)	(50)	(150)	(50)	NA

* For corner islands only.

GENERAL NOTES

The bottom slope of combination curb and gutter constructed adjacent to pcc pavement shall be the same slope as the subbase or 6% when subbase is omitted.

t = Thickness of pavement.

Longitudinal joint tie bars shall be No. 6 (No. 19) at 36 (900) centers in accordance with details for longitudinal construction joint shown on Standard 420001.

A minimum clearance of 2 (50) between the end of the tie bar and the back of the curb shall be maintained.

The dowel bars shown in contraction joints will only be required for monolithic construction.

See Standard 606301 for details of corner islands.

All dimensions are in inches (millimeters) unless otherwise shown.

DATE	REVISIONS
1-1-26	Added M-2.24 (M-5.60) to Mountable Curb Table
1-1-22	Revised contract joint spacing adjacent to pcc pavement.

CONCRETE CURB TYPE B AND COMBINATION CONCRETE CURB AND GUTTER

(Sheet 1 of 2)

STANDARD 606001-09

Illinois Department of Transportation

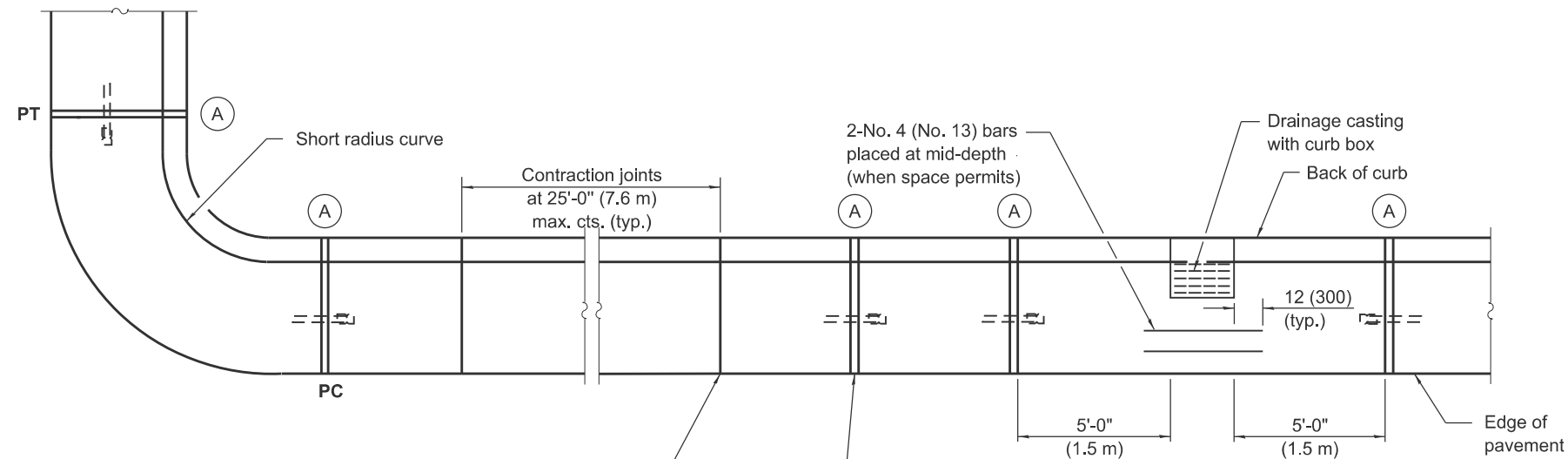
APPROVED January 1, 2026

ENGINEER OF POLICY AND PROCEDURES

APPROVED January 1, 2026

ENGINEER OF DESIGN AND ENVIRONMENT

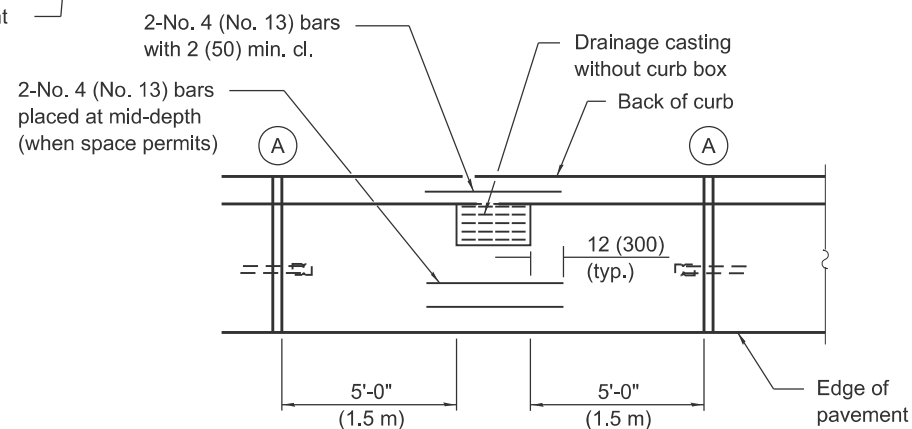
ISSUED 1-1-97



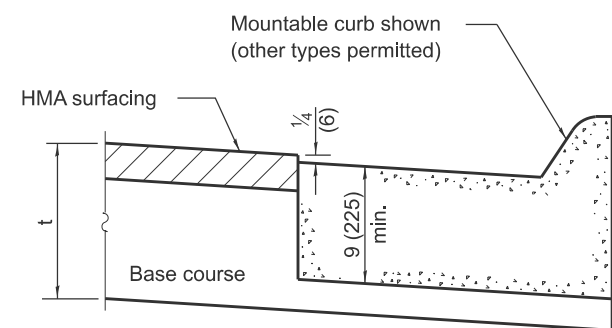
Undoweled contraction joint (typ.) construction options:

1. Form with $\frac{1}{8}$ (3) thick steel template 2 (50) deep, and seal.
2. Saw 2 (50) deep at 4 to 24 hours, and seal.
3. Insert $\frac{3}{4}$ (20) thick preformed joint filler full depth and width.

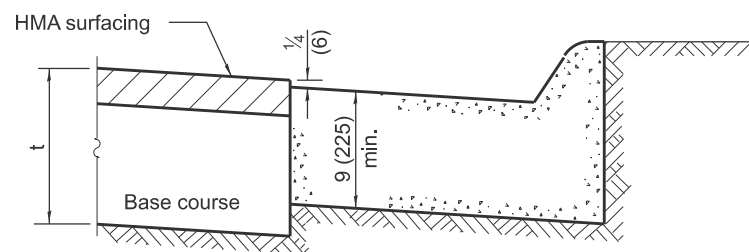
Construction joint



PLAN

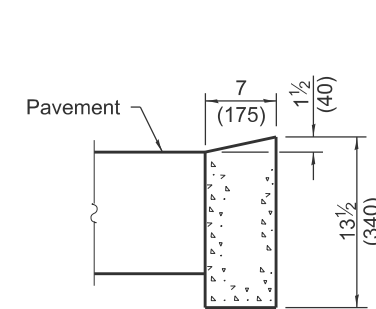


ON DISTURBED SUBGRADE

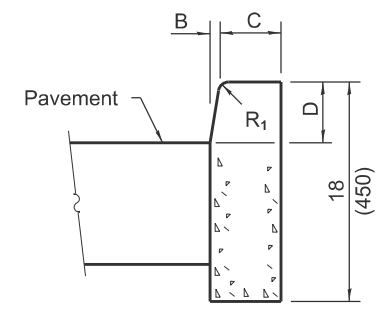


ON UNDISTURBED SUBGRADE

ADJACENT TO FLEXIBLE PAVEMENT

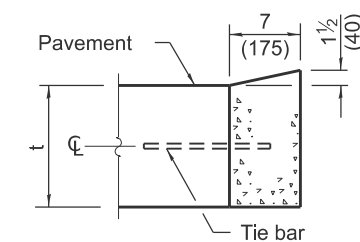


DEPRESSED CURB

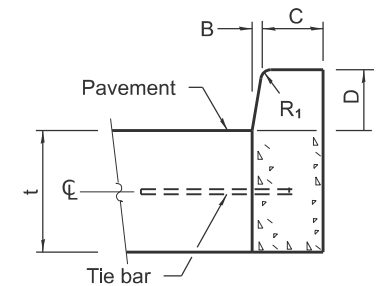


BARRIER CURB

ADJACENT TO FLEXIBLE PAVEMENT



DEPRESSED CURB



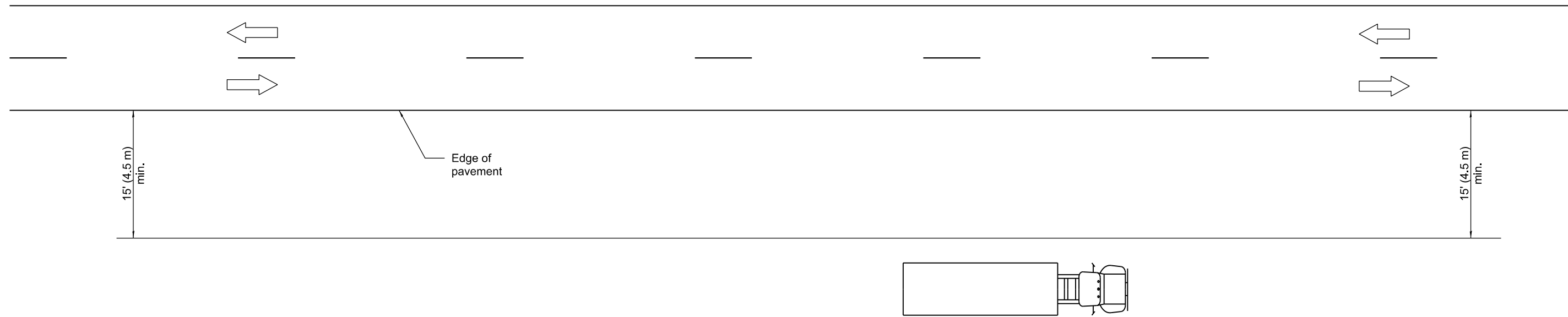
BARRIER CURB

ADJACENT TO PCC PAVEMENT OR PCC BASE COURSE

CONCRETE CURB TYPE B

**CONCRETE CURB TYPE B
AND COMBINATION
CONCRETE CURB AND GUTTER**
(Sheet 2 of 2)

STANDARD 606001-09



TYPICAL APPLICATIONS



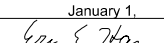
- Landscaping work
- Utility work
- Fencing contracts and maintenance
- Cleaning culverts

GENERAL NOTES

This Standard is used where at all times all vehicles, equipment, workers or their activities are more than 15' (4.5 m) from the edge of pavement.

When the work operation requires that two or more work vehicles cross the 15' (4.5 m) clear zone in any one hour, traffic control shall be according to Standard 701006.

All dimensions are in inches (millimeters) unless otherwise shown.

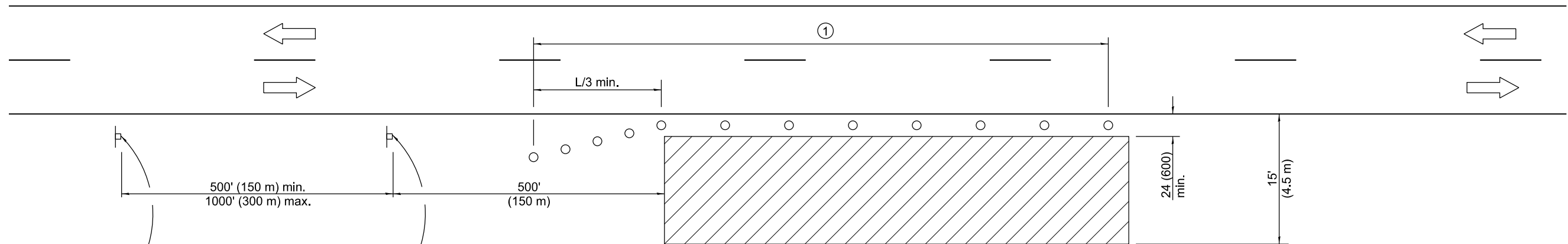
 Illinois Department of Transportation
 APPROVED January 1, 2009

 ENGINEER OF OPERATIONS
 APPROVED January 1, 2009

 ENGINEER OF DESIGN AND ENVIRONMENT

ISSUED 1-1-97

DATE	REVISIONS
1-1-09	Switched units to English (metric).
1-1-05	Revised title and notes.

**OFF-RD OPERATIONS,
 2L, 2W, MORE THAN
 15' (4.5 m) AWAY**

STANDARD 701001-02



For contract construction projects

ROAD CONSTRUCTION AHEAD

W20-1103(0)-48

W21-1(0)-48

For maintenance and utility projects

ROAD WORK AHEAD

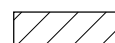


W20-1(0)-48

TYPICAL APPLICATIONS

- Utility operations
- Culvert extensions
- Side slope changes
- Guardrail installation and maintenance
- Delineator installation
- Landscaping operations
- Shoulder repair
- Sign installation and maintenance

① When the work operation exceeds one hour, cones, drums or barricades shall be placed at 25' (8 m) centers for L/3 distance, and at 50' (15 m) centers through the remainder of the work area.

SYMBOLS

-  Work area
-  Sign
-  Cone, drum or barricade

GENERAL NOTES

This Standard is used where any vehicles, equipment, workers or their activities will encroach in the area 15' (4.5 m) to 24' (600) from the edge of pavement.

Calculate L as follows:

SPEED LIMIT	FORMULAS	
	English	(Metric)
40 mph (70 km/h) or less:	$L = \frac{WS^2}{60}$	$L = \frac{WS^2}{150}$
45 mph (80 km/h) or greater:	$L=(W)(S)$	$L=0.65(W)(S)$

W = Width of offset in feet (meters).

S = Normal posted speed mph (km/h).


All dimensions are in inches (millimeters) unless otherwise shown.


DATE	REVISIONS
1-1-14	Revised workers sign number to agree with current MUTCD.
1-1-13	Omitted text 'WORKERS' sign.

OFF-RD OPERATIONS, 2L, 2W, 15' (4.5 m) TO 24" (600 mm) FROM PAVEMENT EDGE

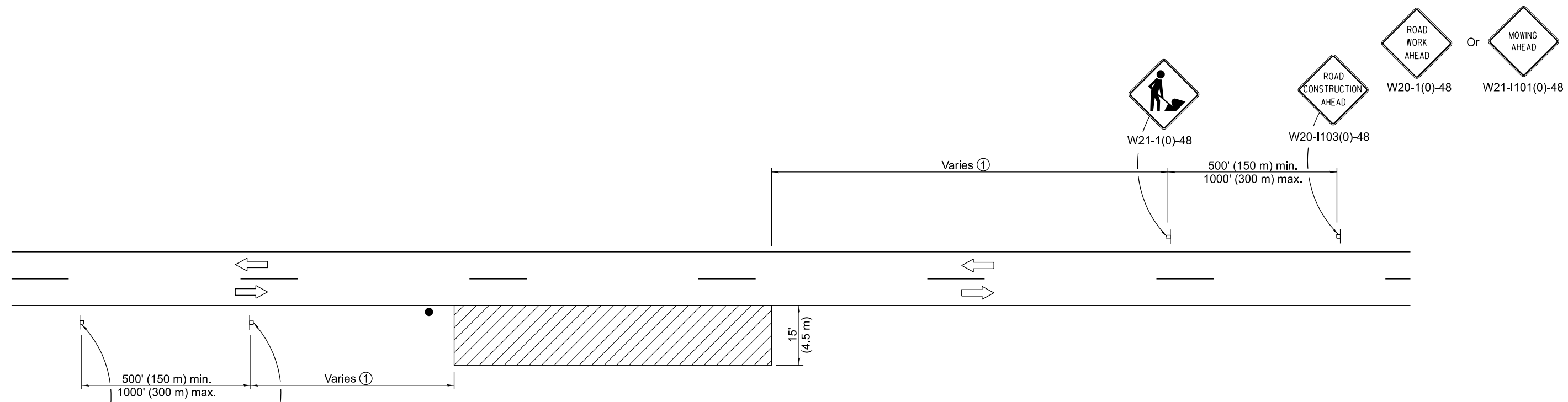
STANDARD 701006-05

Illinois Department of Transportation

APPROVED January 1, 2014

 ENGINEER OF SAFETY ENGINEERING

APPROVED January 1, 2014

 ENGINEER OF DESIGN AND ENVIRONMENT

ISSUED 1-1-97



TYPICAL APPLICATIONS

Shoulder work
Utility operations

For contract construction projects



W20-1103(0)-48



W21-1(0)-48

For maintenance and utility projects

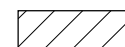


W20-1(0)-48



W21-1101(0)-48

SYMBOLS



Work area



Sign



Flagger with traffic control sign when required

① Minimum distance is 200' (60 m). Maximum distance to be determined by the Engineer but should not exceed 1/2 the length required for one normal working day's operation, or 4 miles (6.4 km) whichever is less.

GENERAL NOTES

This Standard is used where at any time, any vehicle, equipment, workers or their activities require an intermittent or continuous moving operation on the shoulder, where the average speed is 1 mph (2 km/h) or less.

When the work operation does not exceed 60 minutes, traffic control may be according to Standard 701301.

All dimensions are in inches (millimeters) unless otherwise shown.

DATE	REVISIONS
1-1-14	Revised workers sign number to agree with current MUTCD.
1-1-13	Omitted text 'WORKERS' sign.

**OFF-RD MOVING OPERATIONS
2L, 2W, DAY ONLY**

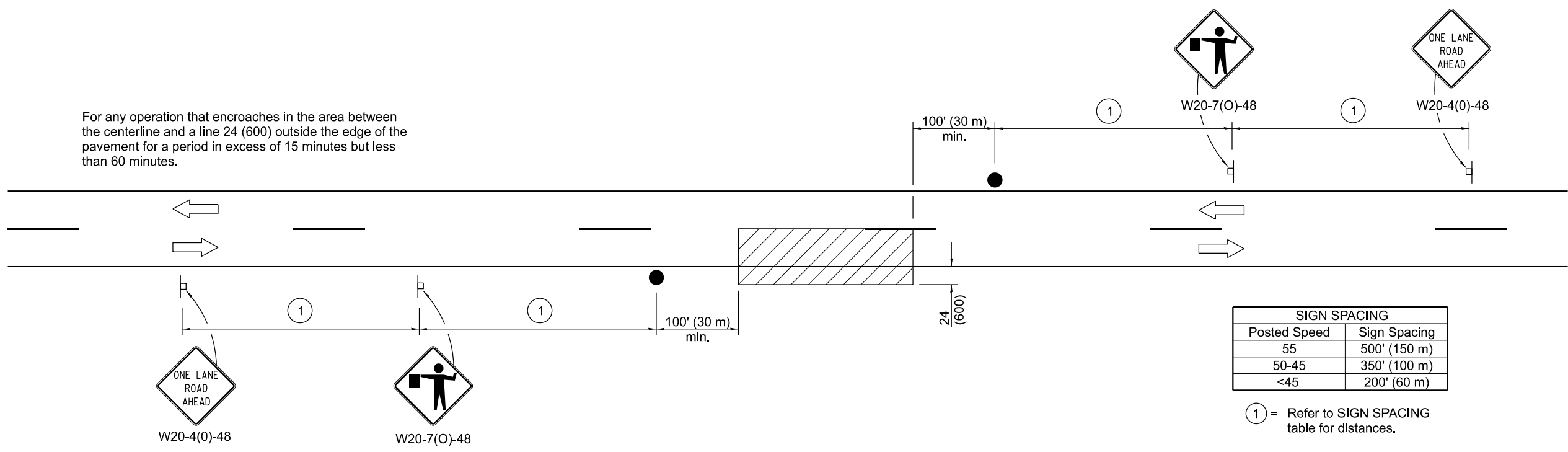
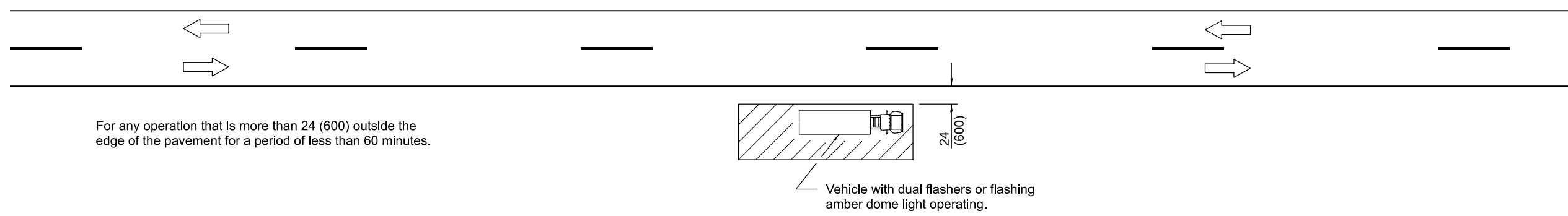
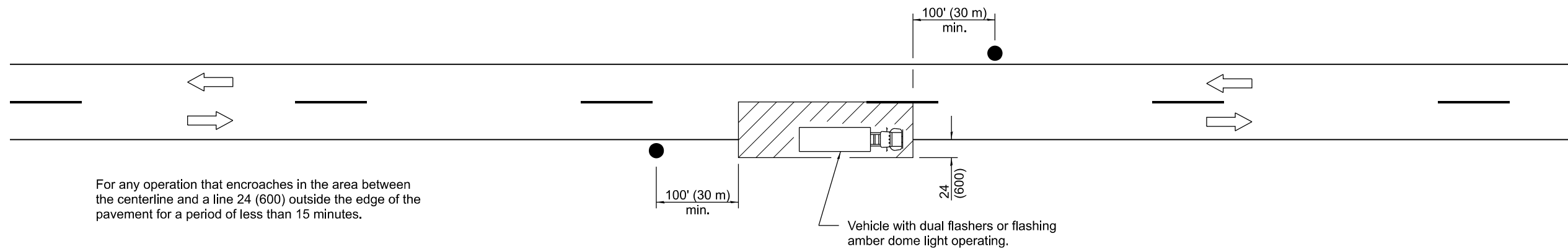
STANDARD 701011-04

Illinois Department of Transportation

APPROVED January 1, 2014
[Signature]
ENGINEER OF SAFETY ENGINEERING

APPROVED January 1, 2014
[Signature]
ENGINEER OF DESIGN AND ENVIRONMENT

ISSUED 1-1-97



TYPICAL APPLICATIONS

- Marking patches
- Field survey
- String line
- Utility operations
- Cleaning up debris on pavement

SYMBOLS

- Work area
- Sign on portable or permanent support
- Flagger with traffic control sign

All dimensions are in inches (millimeters) unless otherwise shown.

Illinois Department of Transportation

APPROVED January 1, 2011
Amelia A. Davis
 ENGINEER OF SAFETY ENGINEERING

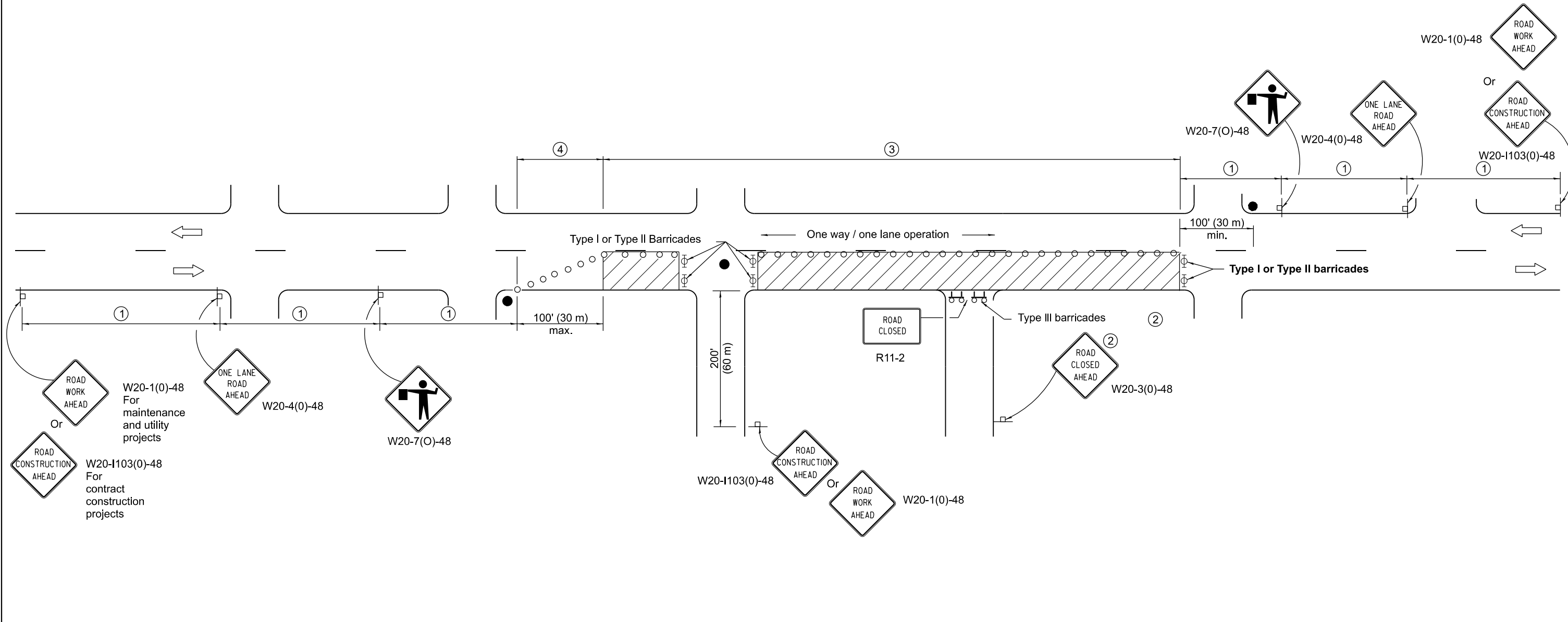
APPROVED January 1, 2011
Scott Schickel
 ENGINEER OF DESIGN AND ENVIRONMENT

ISSUED 1-1-97

DATE	REVISIONS
1-1-11	Revised flagger sign.
1-1-09	Switched units to English (metric).

**LANE CLOSURE, 2L, 2W,
SHORT TIME OPERATIONS**

STANDARD 701301-04



SIGN SPACING	
Posted Speed	Sign Spacing
55	500' (150 m)
50-45	350' (100 m)
<45	200' (60 m)

SYMBOLS

- Work area
- Cone, drum or barricade (not required for moving operations)
- Sign on portable or permanent support
- Flagger with traffic control sign
- Barricade or drum with flashing light
- Type III barricade with flashing lights

- ① Refer to SIGN SPACING TABLE for distances.
- ② For approved sideroad closures.
- ③ Cones at 25' (8 m) centers for 250' (75 m). Additional cones may be placed at 50' (15 m) centers. When drums or Type I or Type II barricades are used, the interval between devices may be doubled.
- ④ Cones, drums or barricades at 20' (6 m) centers.

GENERAL NOTES

This Standard is used where at any time, day or night, any vehicle, equipment, workers or their activities encroach on the pavement requiring the closure of one traffic lane in an urban area.

All dimensions are in inches (millimeters) unless otherwise shown.

Illinois Department of Transportation

APPROVED January 1, 2011

 ENGINEER OF SAFETY ENGINEERING

APPROVED January 1, 2011

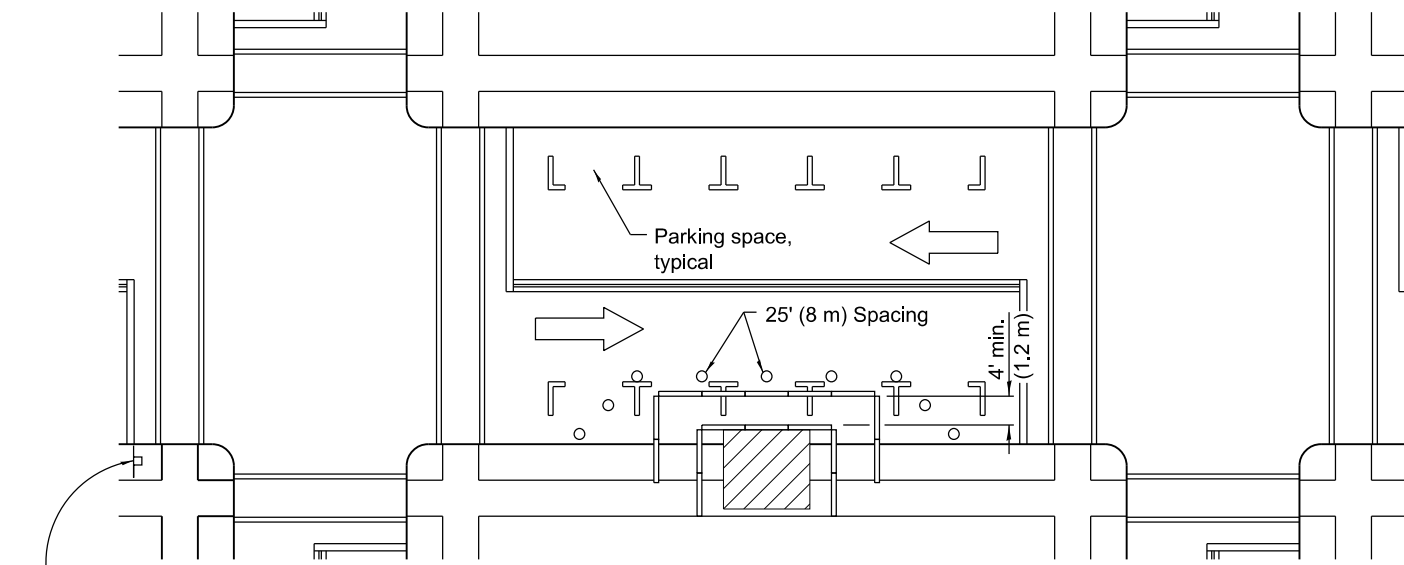
 ENGINEER OF DESIGN AND ENVIRONMENT

ISSUED 1-1-97

DATE	REVISIONS
1-1-11	Revised flagger sign.
1-1-09	Switched units to English (metric).
	Corrected sign No.'s.

**URBAN LANE CLOSURE,
2L, 2W, UNDIVIDED**

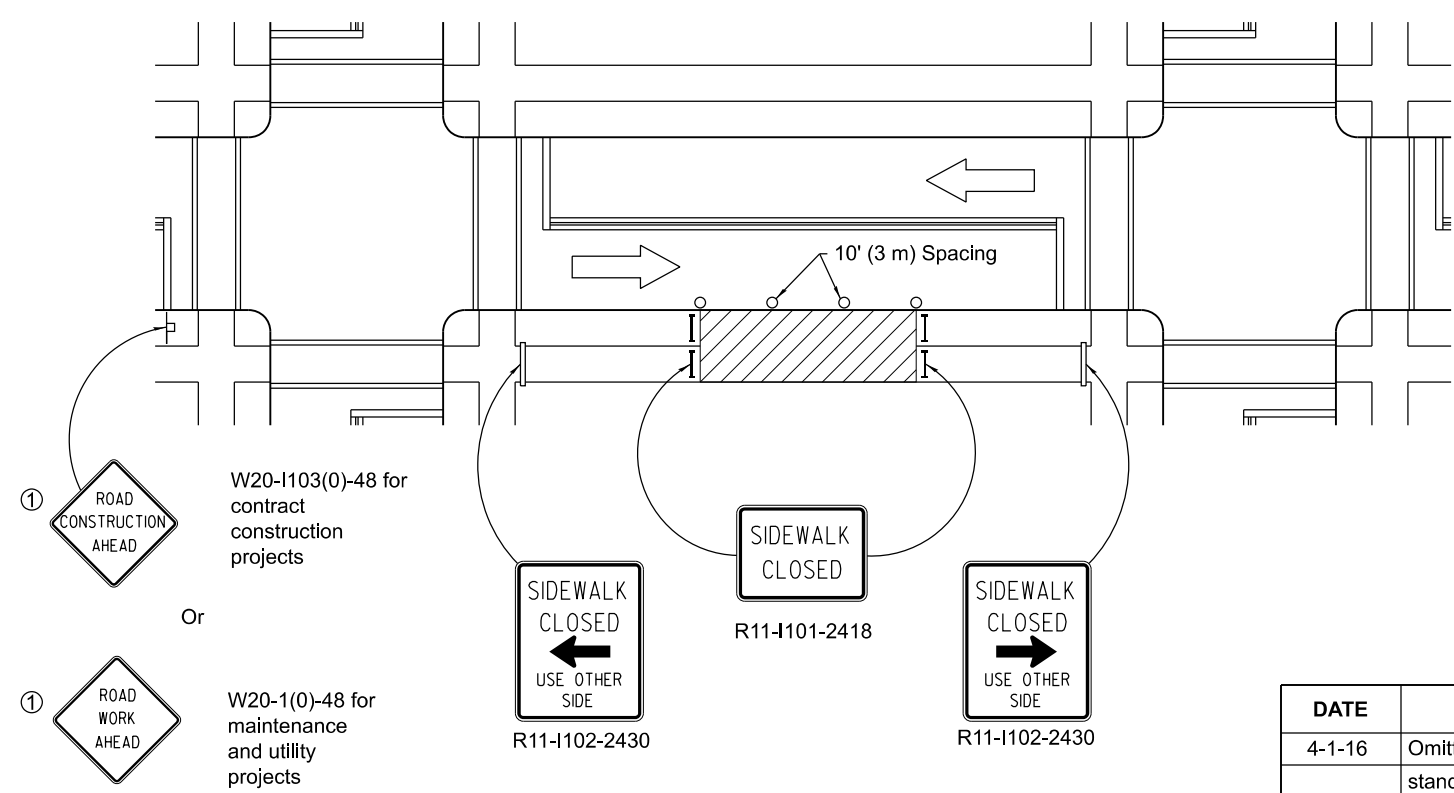
STANDARD 701501-06



① ROAD CONSTRUCTION AHEAD
W20-I103(0)-48 for contract construction projects

Or
① ROAD WORK AHEAD
W20-1(0)-48 for maintenance and utility projects

SIDEWALK DIVERSION



① ROAD CONSTRUCTION AHEAD
W20-I103(0)-48 for contract construction projects

Or
① ROAD WORK AHEAD
W20-1(0)-48 for maintenance and utility projects

R11-I102-2430
SIDEWALK CLOSED
USE OTHER SIDE

R11-I101-2418
SIDEWALK CLOSED

R11-I102-2430
SIDEWALK CLOSED
USE OTHER SIDE

SIDEWALK CLOSURE

① Omit whenever duplicated by road work traffic control.

GENERAL NOTES

This Standard is used where, at any time, pedestrian traffic must be rerouted due to work being performed.

This Standard must be used in conjunction with other Traffic Control & Protection Standards when roadway traffic is affected.

Temporary facilities shall be detectable and accessible.

The temporary pedestrian facilities shall be provided on the same side of the closed facilities whenever possible.

The SIDEWALK CLOSED / USE OTHER SIDE sign shall be placed at the nearest crosswalk or intersection to each end of the closure. Where the closure occurs at a corner, the signs shall be erected on the corners across the street from the closure. The SIDEWALK CLOSED signs shall be used at the ends of the actual closures.

Type III barricades and R11-2-4830 signs shall be positioned as shown in "ROAD CLOSED TO ALL TRAFFIC" detail on Standard 701901.

All dimensions are in inches (millimeters) unless otherwise shown.

SYMBOLS

- Work area
- Sign on portable or permanent support
- Barricade or drum
- Cone, drum or barricade
- Type III barricade
- Detectable pedestrian channelizing barricade

Illinois Department of Transportation

APPROVED January 1, 2016
Amelia A. Davis
ENGINEER OF SAFETY ENGINEERING

APPROVED January 1, 2016
ORE
ENGINEER OF DESIGN AND ENVIRONMENT

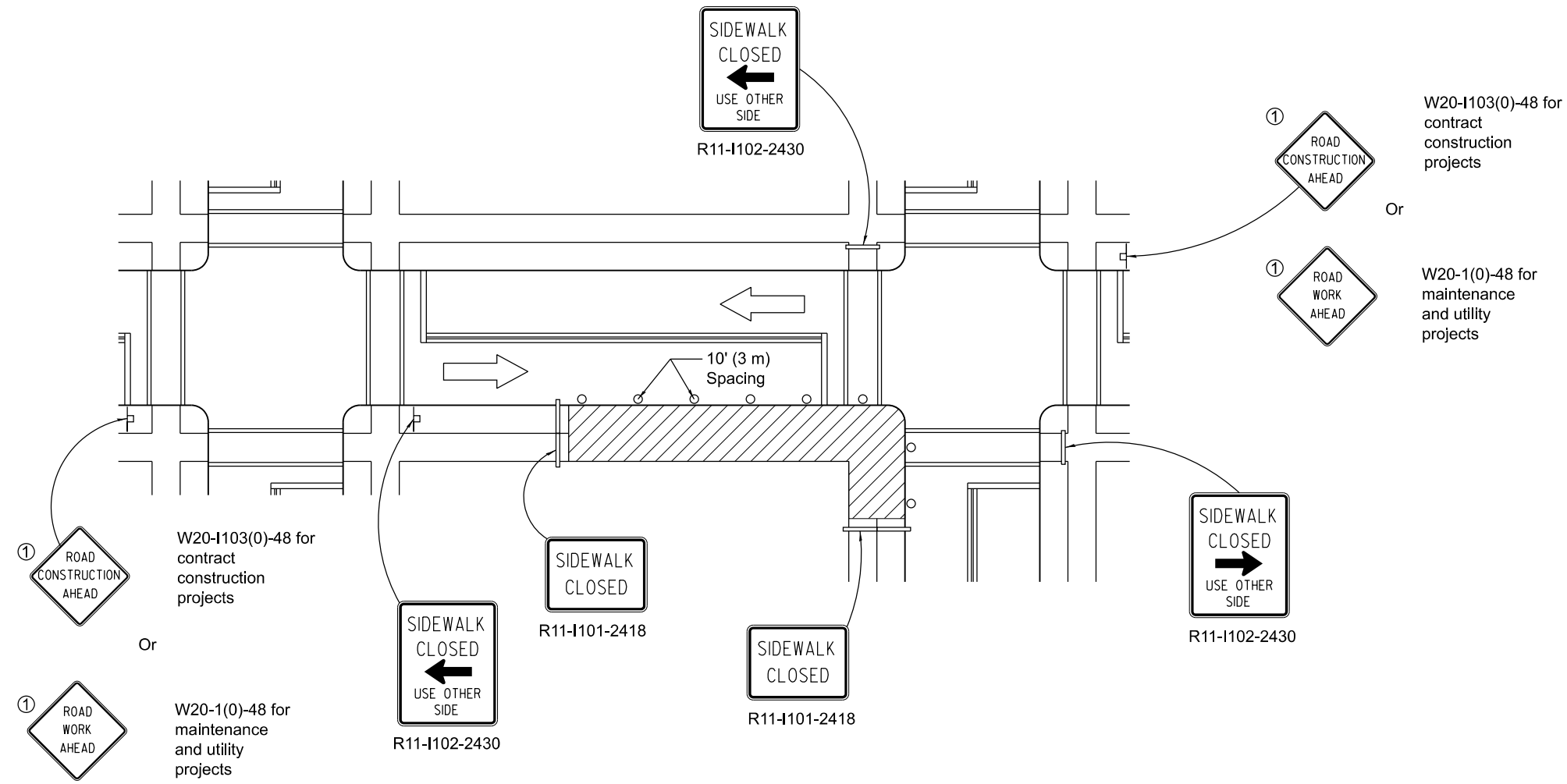
ISSUED 1-1-97

DATE	REVISIONS
4-1-16	Omitted orange safety fence from standard as this is covered in the standard spec.
1-1-12	Added SIDEWALK DIVERSION.
	Modified appearance of plan views.
	Renamed Standard.

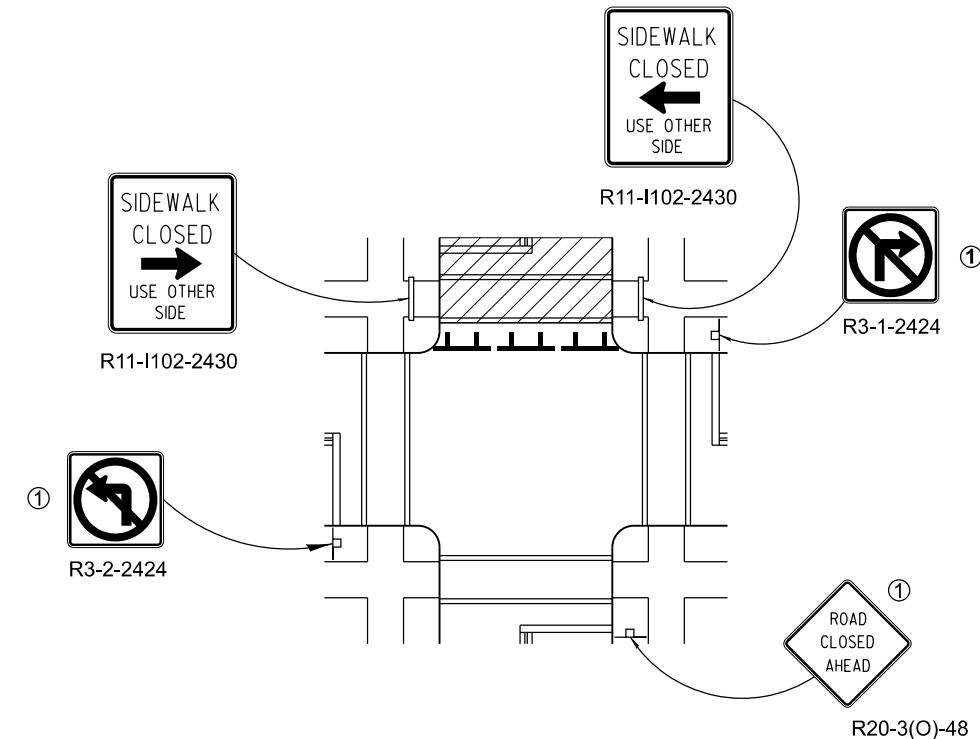
SIDEWALK, CORNER OR CROSSWALK CLOSURE

(Sheet 1 of 2)

STANDARD 701801-06



CORNER CLOSURE



CROSSWALK CLOSURE


W20-I103(0)-48 for contract construction projects
Or
W20-1(0)-48 for maintenance and utility projects

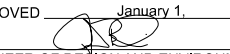
SIDEWALK, CORNER OR CROSSWALK CLOSURE

(Sheet 2 of 2)

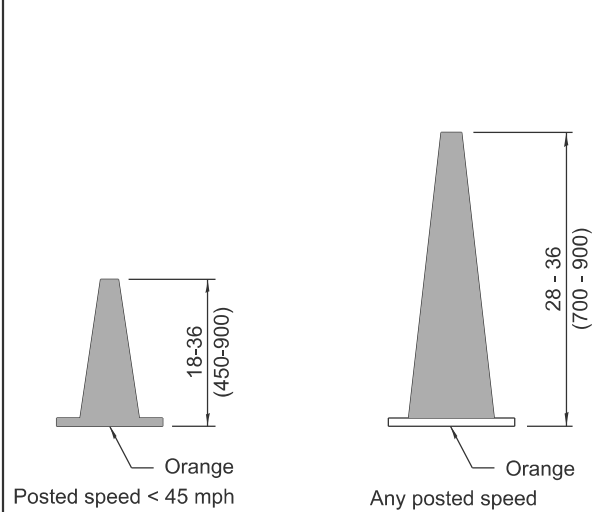
STANDARD 701801-06

Illinois Department of Transportation

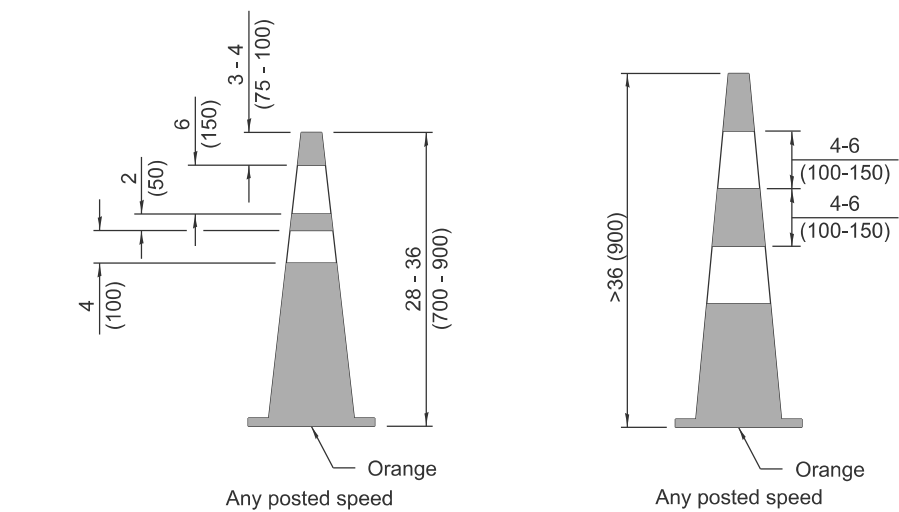
APPROVED January 1, 2016

 ENGINEER OF SAFETY ENGINEERING

APPROVED January 1, 2016

 ENGINEER OF DESIGN AND ENVIRONMENT

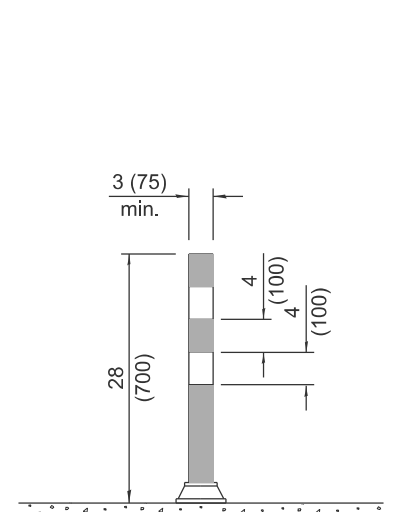
ISSUED 1-1-97



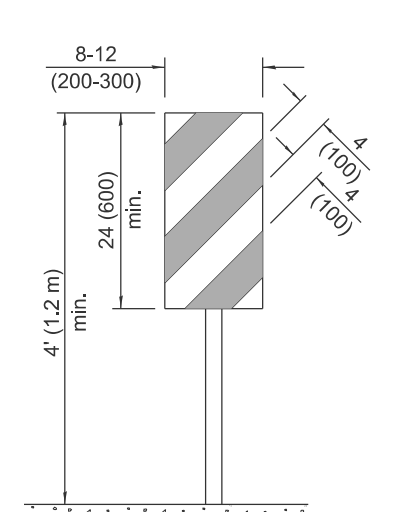
DAYTIME USE



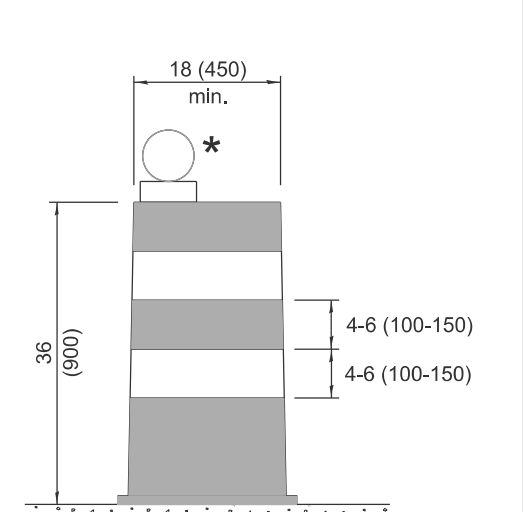
DAY OR NIGHTTIME USE



TUBULAR MARKER

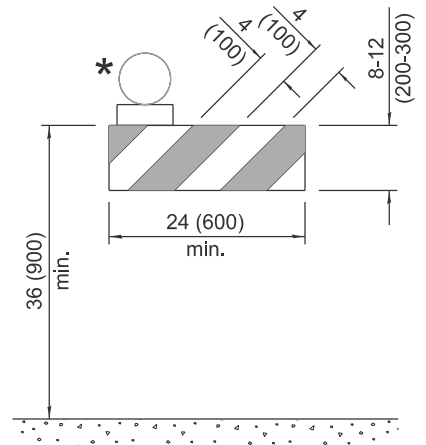


**VERTICAL PANEL
POST MOUNTED**

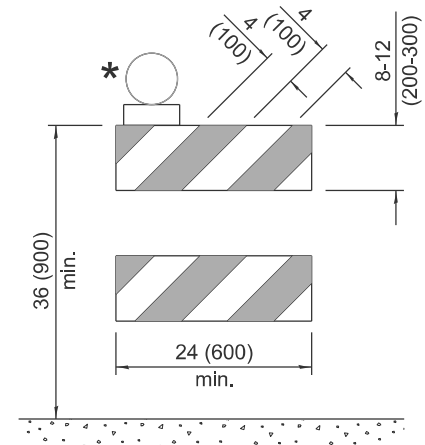


DRUM

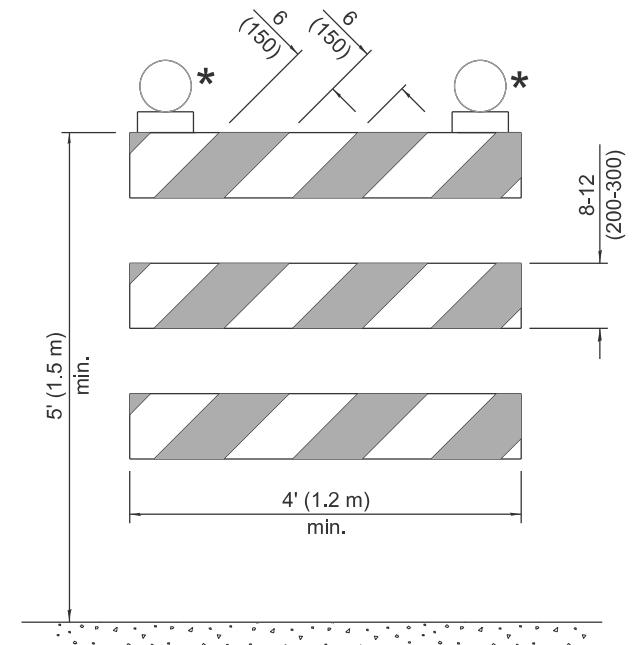
CONES



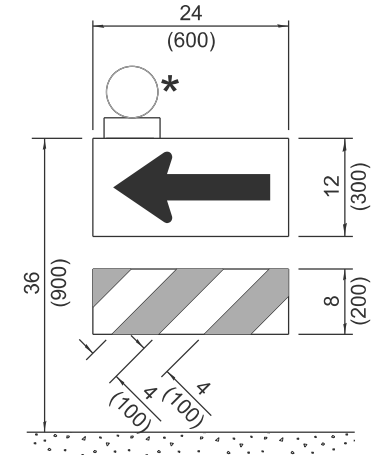
TYPE I BARRICADE



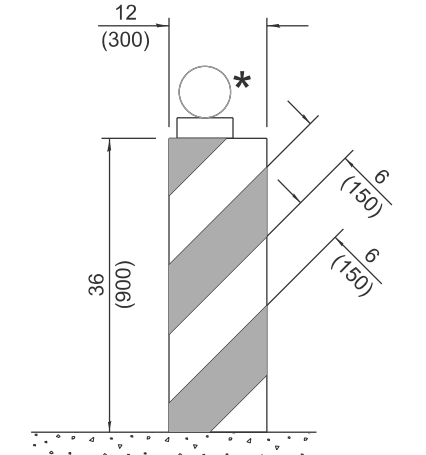
TYPE II BARRICADE



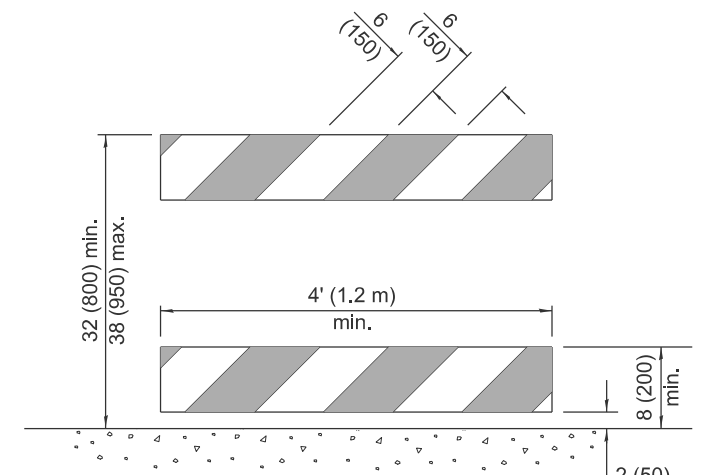
TYPE III BARRICADE



**DIRECTION INDICATOR
BARRICADE**



VERTICAL BARRICADE



**DETECTABLE PEDESTRIAN
CHANNELIZING BARRICADE**

* Warning lights (if required)

GENERAL NOTES

All heights shown shall be measured above the pavement surface.

All dimensions are in inches (millimeters) unless otherwise shown.

DATE	REVISIONS
1-1-26	Updated Detectable Pedestrian Channelizing Barricade (sht. 1) & Temporary Rumble Strips details (sht. 3)
1-1-25	Updated Temporary Rumble Strip Detail (sht. 3).

TRAFFIC CONTROL DEVICES

(Sheet 1 of 3)

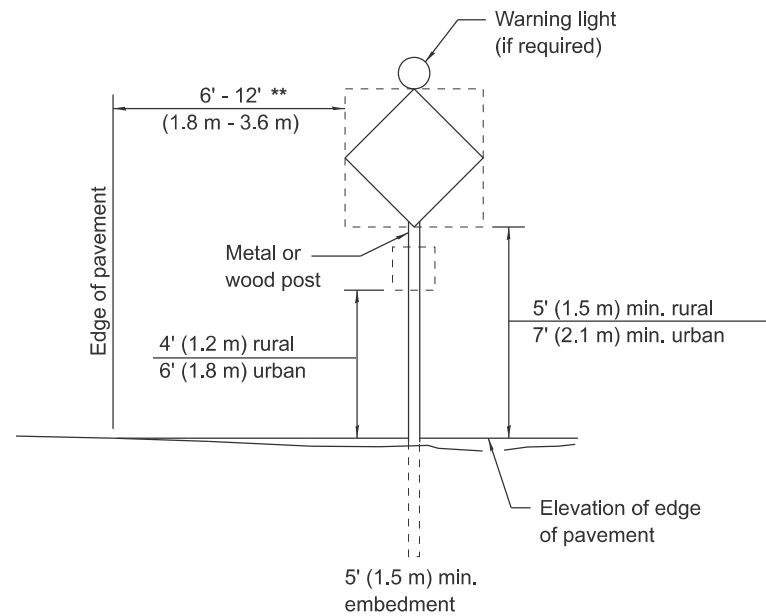
STANDARD 701901-11

Illinois Department of Transportation

APPROVED January 1, 2026
ENGINEER OF SAFETY PROG. AND ENGINEERING

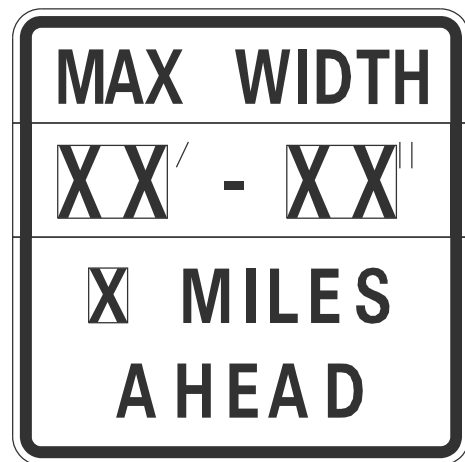
APPROVED January 1, 2026
ENGINEER OF DESIGN AND ENVIRONMENT

ISSUED 1-1-13



POST MOUNTED SIGNS

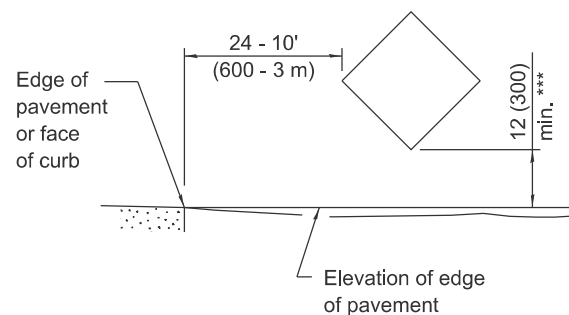
** When curb or paved shoulder are present this dimension shall be 24 (600) to the face of curb or 6' (1.8 m) to the outside edge of the paved shoulder.



W12-1103-4848

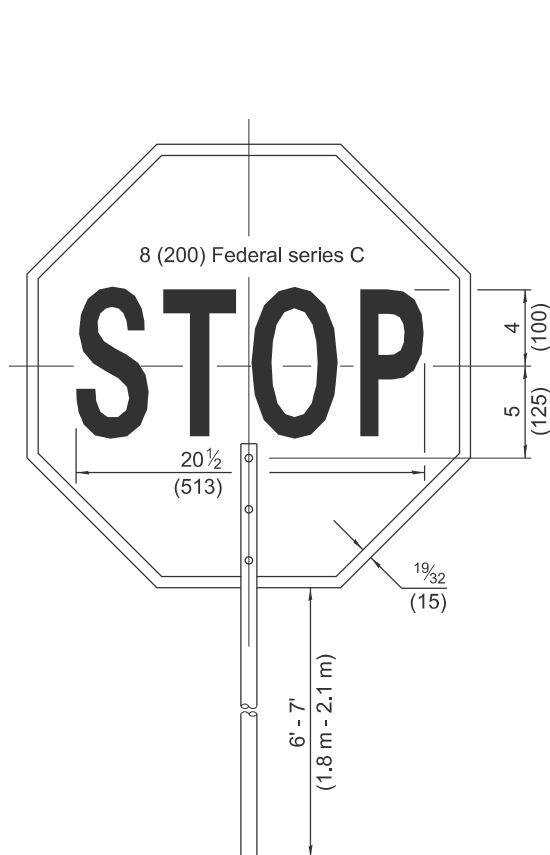
WIDTH RESTRICTION SIGN

XX'-XX" width and X miles are variable.

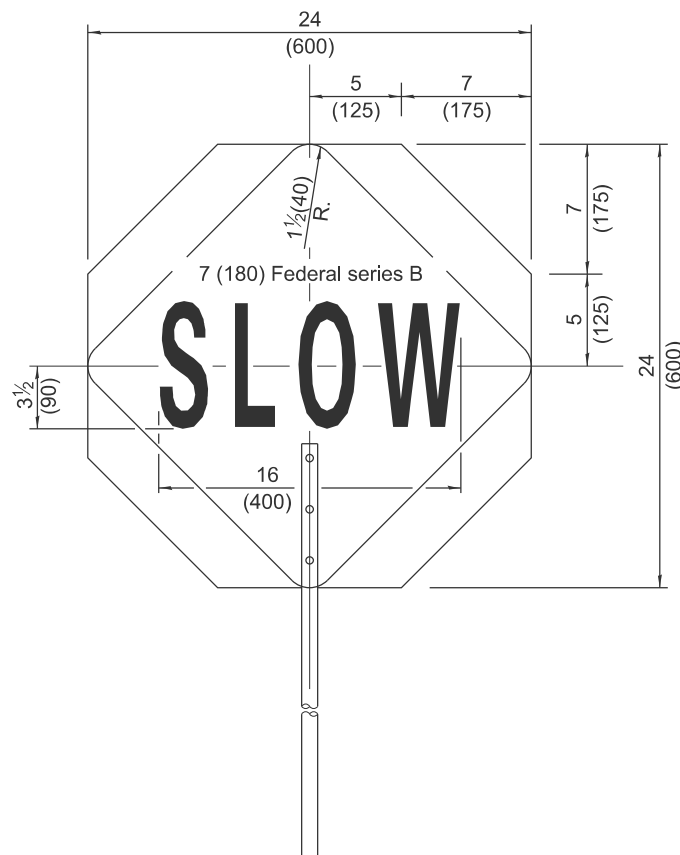


SIGNS ON TEMPORARY SUPPORTS

*** When work operations exceed four days, this dimension shall be 5' (1.5 m) min. If located behind other devices, the height shall be sufficient to be seen completely above the devices.

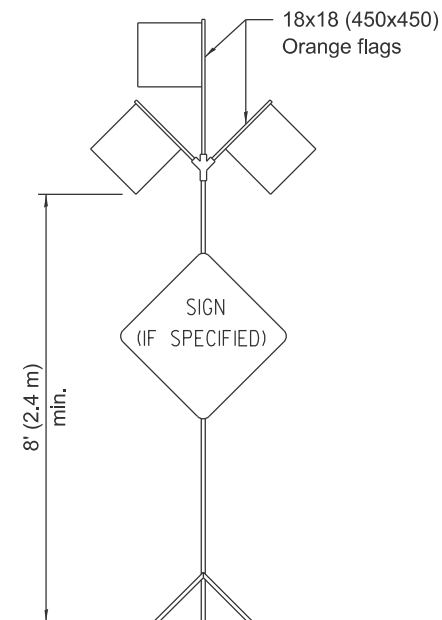


FRONT SIDE



REVERSE SIDE

FLAGGER TRAFFIC CONTROL SIGN



HIGH LEVEL WARNING DEVICE



G20-1104(0)-6036



G20-1105(0)-6024

This signing is required for all projects 2 miles (3200 m) or more in length.

ROAD CONSTRUCTION NEXT X MILES sign shall be placed 500' (150 m) in advance of project limits.

END CONSTRUCTION sign shall be erected at the end of the job unless another job is within 2 miles (3200 m).

Dual sign displays shall be utilized on multi-lane highways.

WORK LIMIT SIGNING



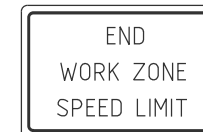
W21-1115(0)-3618

R2-1-3648

R10-1108p-3618 ****

R2-1106p-3618

Sign assembly as shown on Standards or as allowed by District Operations.



G20-1103-6036

This sign shall be used when the above sign assembly is used.

HIGHWAY CONSTRUCTION SPEED ZONE SIGNS

**** R10-1108p shall only be used along roadways under the jurisdiction of the State.

TRAFFIC CONTROL DEVICES

(Sheet 2 of 3)

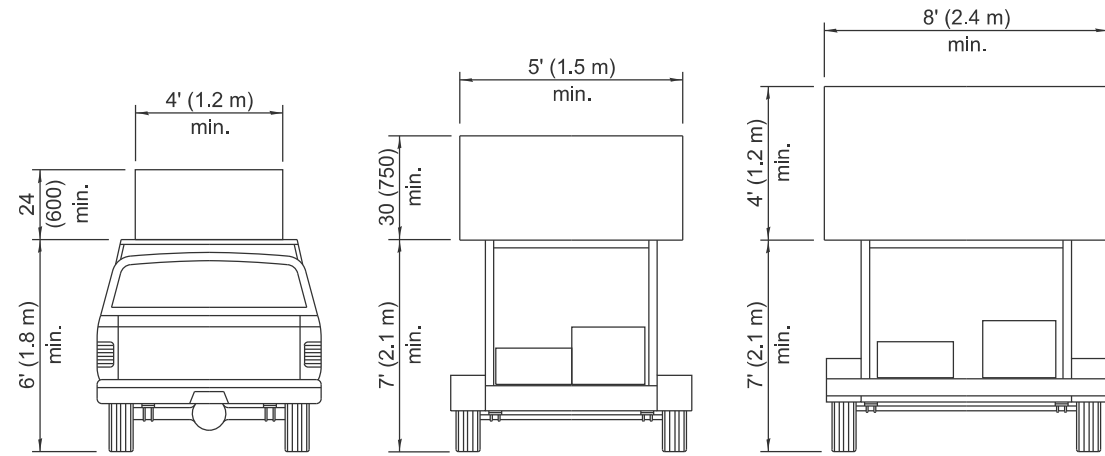
STANDARD 701901-11

Illinois Department of Transportation

APPROVED January 1, 2026
ENGINEER OF SAFETY PROG. AND ENGINEERING

APPROVED January 1, 2026
ENGINEER OF DESIGN AND ENVIRONMENT

ISSUED 1-1-13

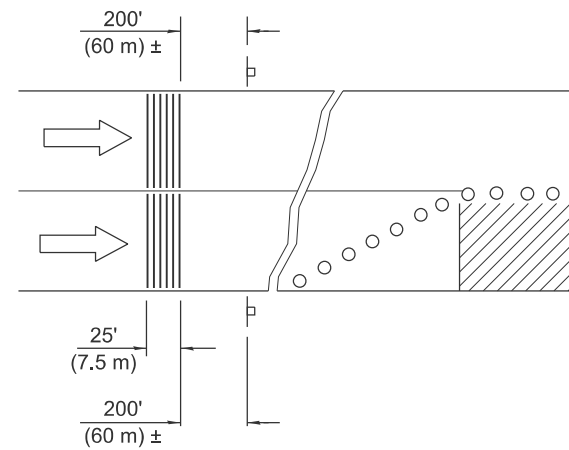


**TYPE A
ROOF
MOUNTED**

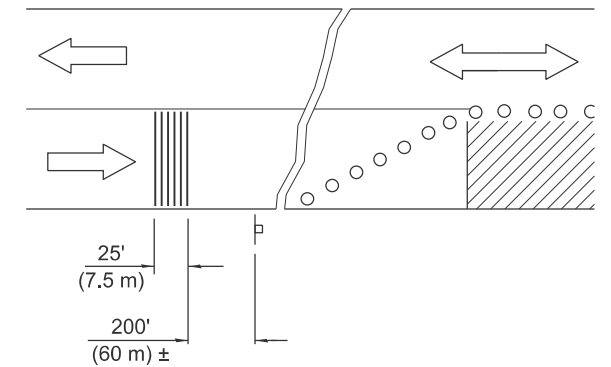
**TYPE B
ROOF OR TRAILER
MOUNTED**

**TYPE C
TRAILER
MOUNTED**

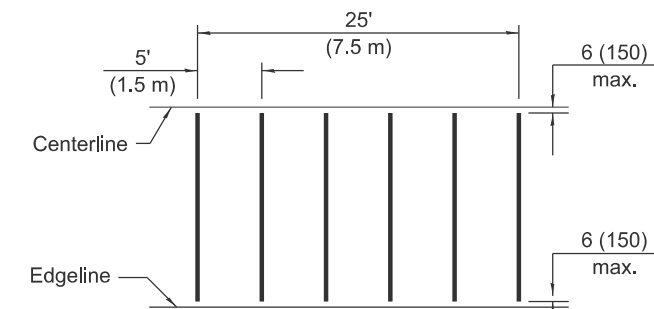
ARROW BOARDS



MULTI-LANE HIGHWAYS

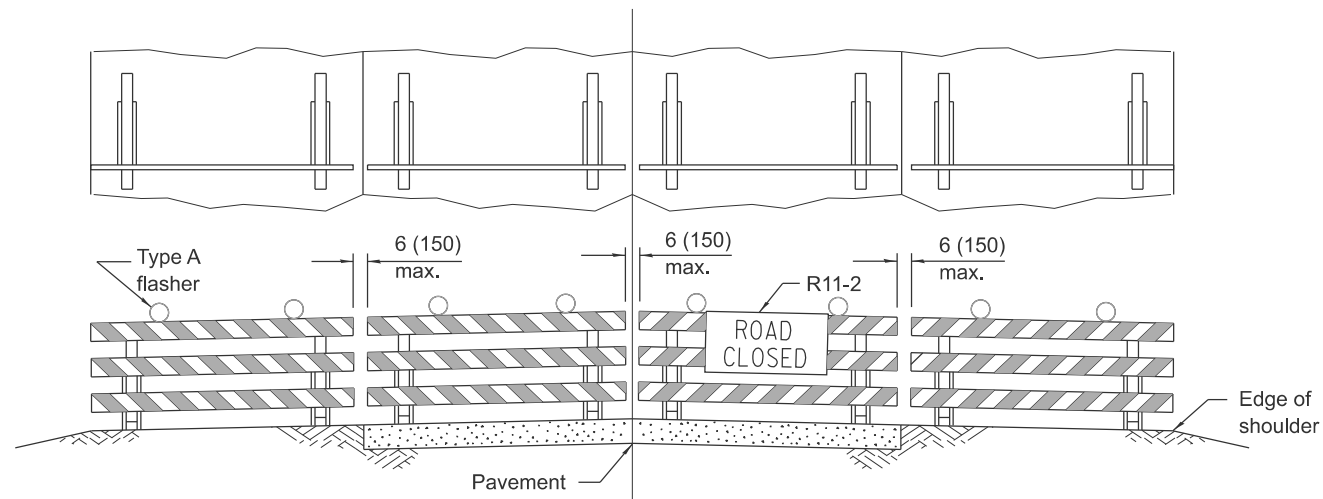


TWO-LANE HIGHWAYS

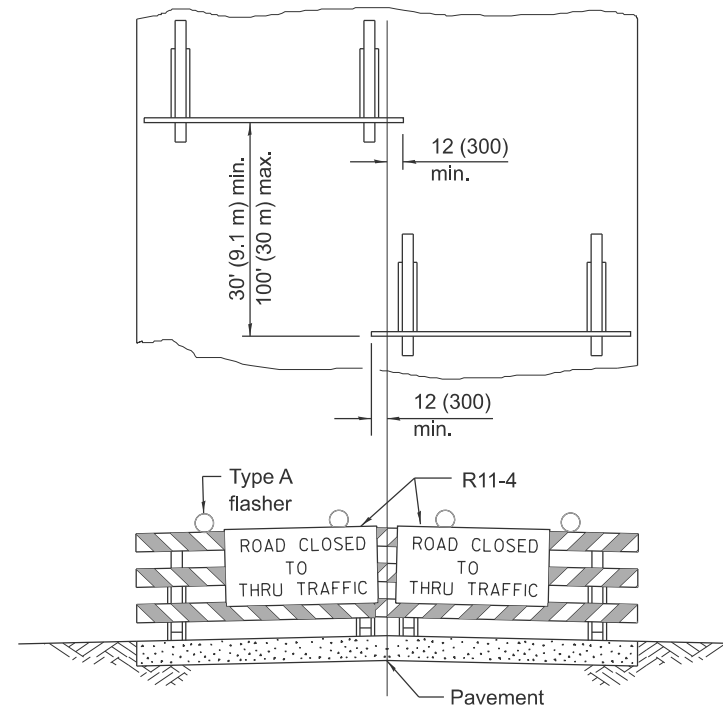


TYPICAL INSTALLATION

TEMPORARY RUMBLE STRIPS



ROAD CLOSED TO ALL TRAFFIC
Reflectorized striping may be omitted on the back side of the barricades.



ROAD CLOSED TO THRU TRAFFIC
Reflectorized striping shall appear on both sides of the barricades.

**TYPICAL APPLICATIONS OF
TYPE III BARRICADES CLOSING A ROAD**

If a Type III barricade with an attached sign panel which meets NCHRP 350 or MASH is not available, the sign may be mounted on an NCHRP 350 or MASH temporary sign support directly in front of the barricade.

Illinois Department of Transportation

APPROVED January 1, 2026
ENGINEER OF SAFETY PROG. AND ENGINEERING

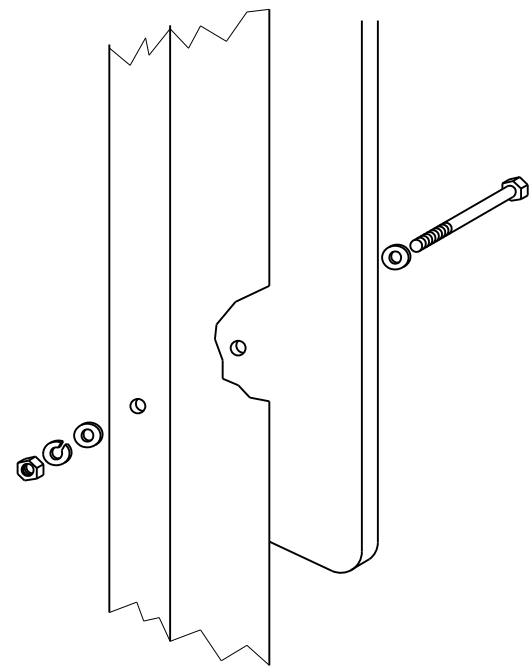
APPROVED January 1, 2026
ENGINEER OF DESIGN AND ENVIRONMENT

ISSUED 1-1-13

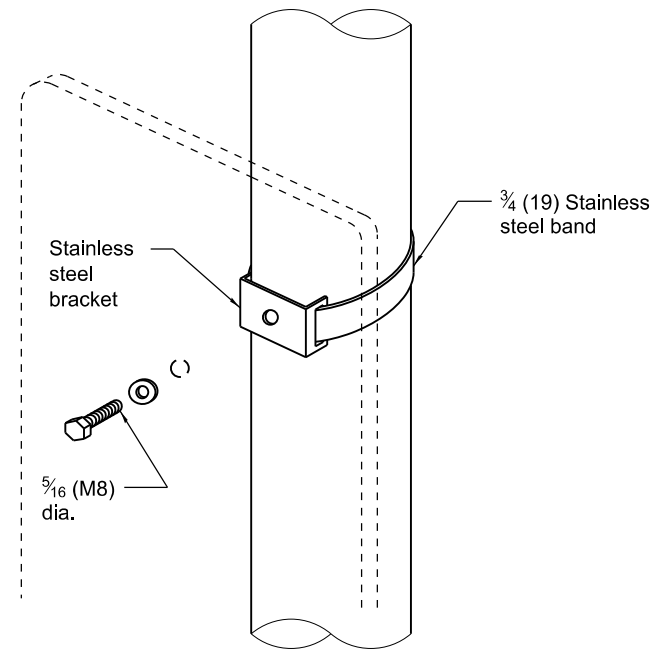
**TRAFFIC CONTROL
DEVICES**

(Sheet 3 of 3)

STANDARD 701901-11

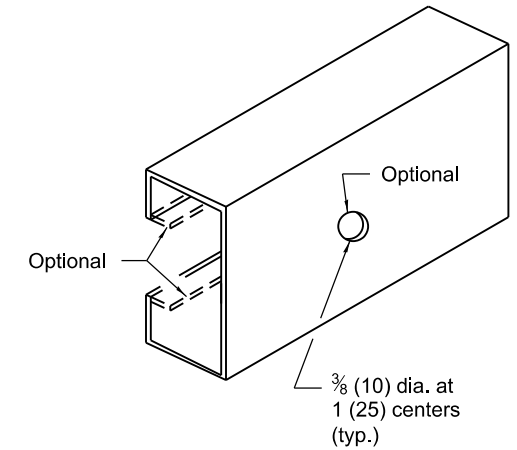
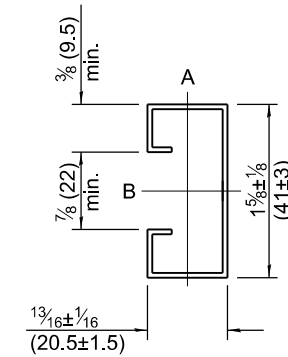


Sign panel 36 (900) wide or less

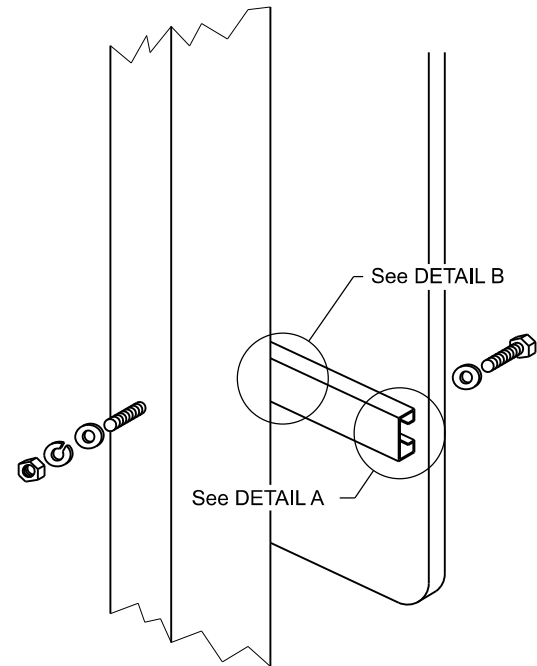


Sign panel 36 (900) wide or less

Section modulus (minimum)	Axis A	Axis B
Steel	0.050 in. ³ (819 mm ³)	0.105 in. ³ (1720 mm ³)
Aluminum	0.150 in. ³ (2458 mm ³)	0.315 in. ³ (5162 mm ³)

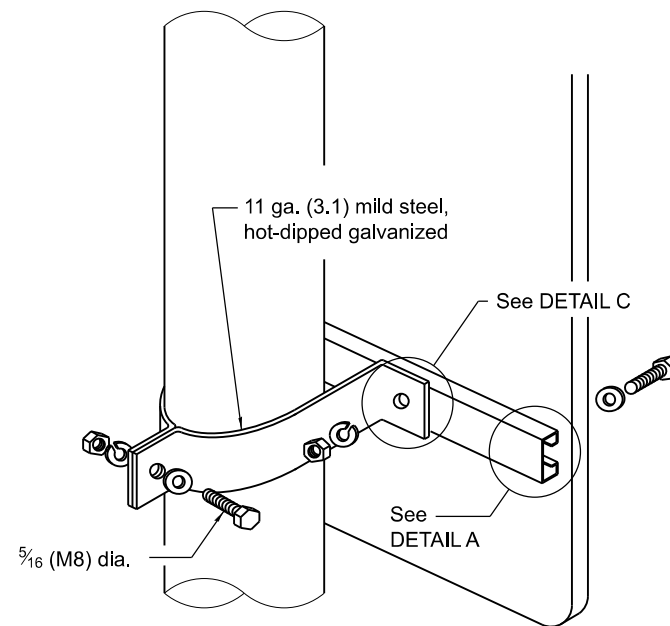


SUPPORTING CHANNEL DETAILS



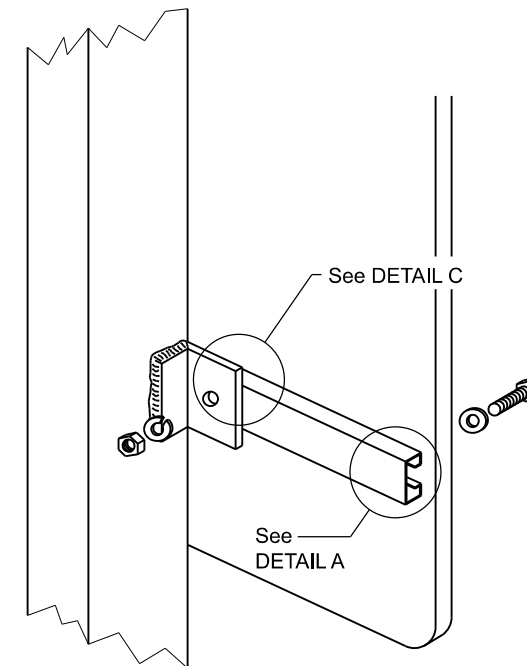
Sign panel over 36 (900) wide

WOOD OR TELESCOPING STEEL POSTS



Sign panel over 36 (900) wide

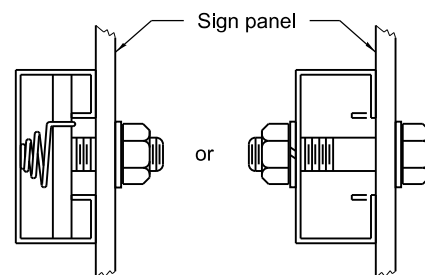
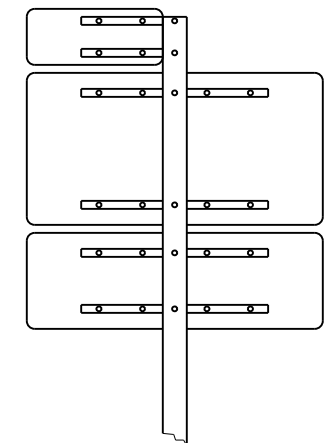
LIGHT OR SIGNAL STANDARDS



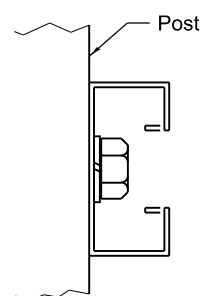
BREAKAWAY STEEL TUBING POSTS

(All sign panel sizes)

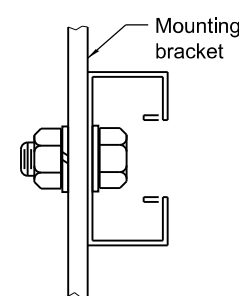
ROUTE MARKER ASSEMBLY



DETAIL A



DETAIL B



DETAIL C

All dimensions are in inches (millimeters) unless otherwise shown.

DATE	REVISIONS
1-1-09	Switched units to English (metric).
1-1-97	Renum. Standard 2319-6.

SIGN PANEL MOUNTING DETAILS

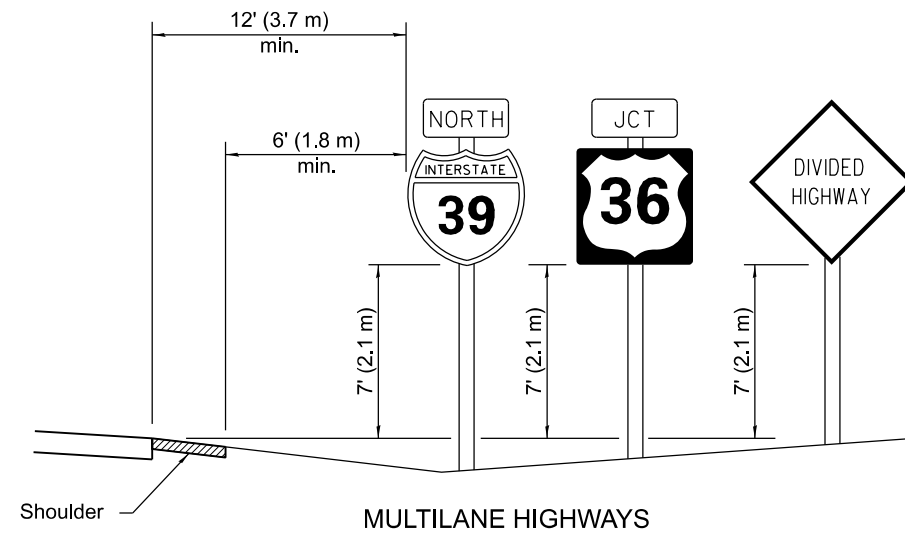
STANDARD 720001-01

Illinois Department of Transportation

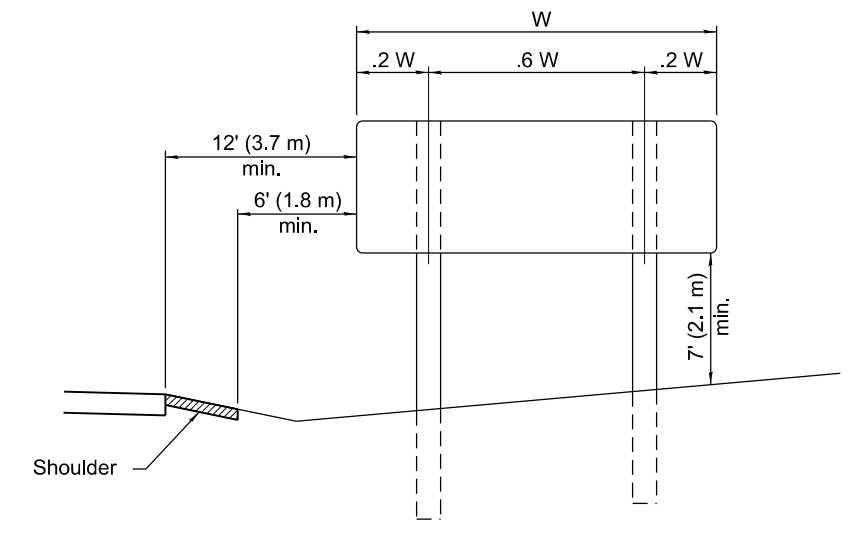
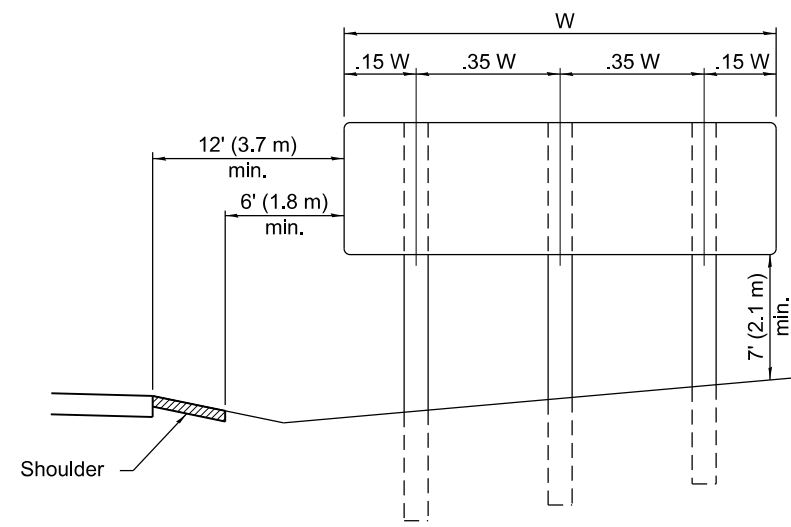
APPROVED January 1, 2009
[Signature]
 ENGINEER OF OPERATIONS

APPROVED January 1, 2009
[Signature]
 ENGINEER OF DESIGN AND ENVIRONMENT

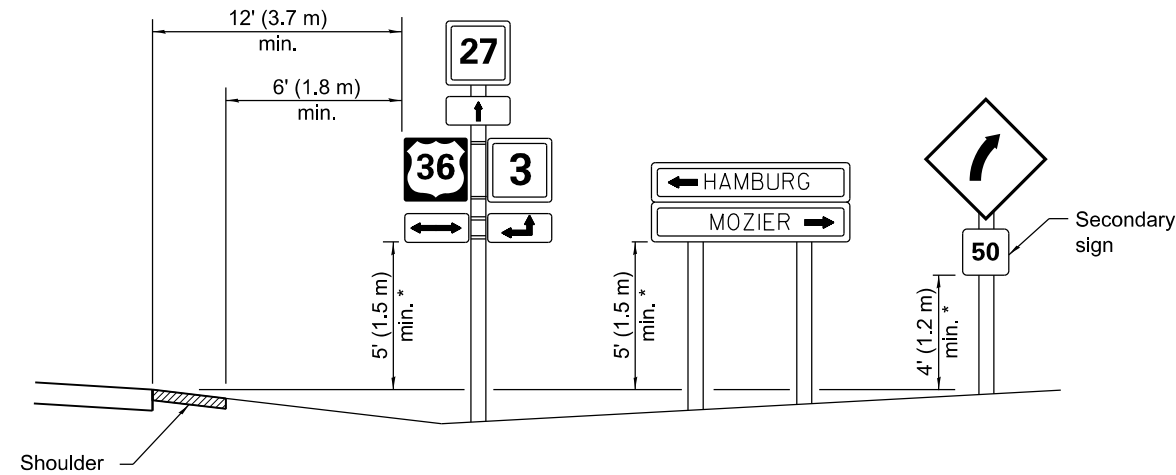
ISSUED 1-1-97



MULTILANE HIGHWAYS

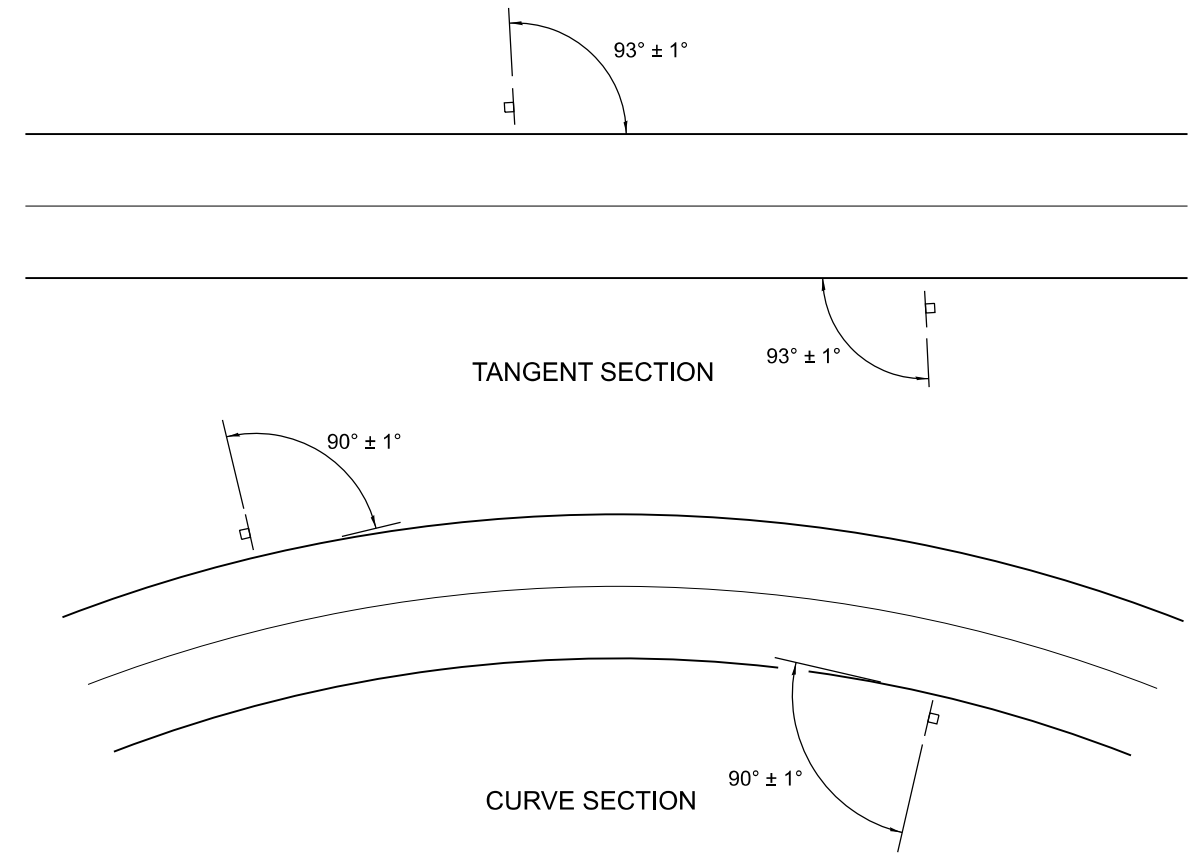


POST SPACING FOR NON-FREEWAY SIGN PANELS

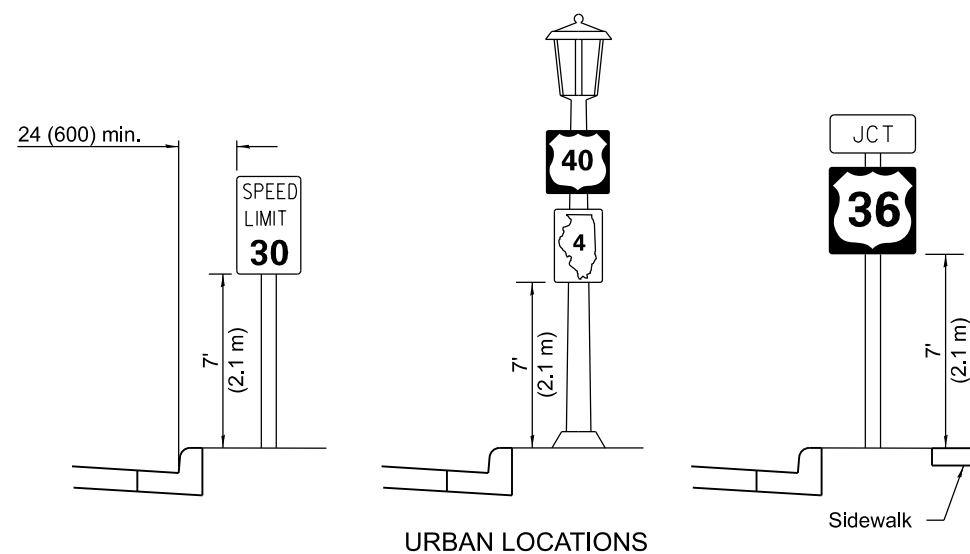


* In any area where parking is likely to occur or where there are obstructions to view or where signs are located over sidewalks, the height shall be at least 7' (2.1 m).

TWO LANE RURAL HIGHWAYS



GROUND MOUNT SIGN POSITIONING



URBAN LOCATIONS

TYPICAL INSTALLATIONS

Signs in any area shall be erected to a uniform height above the edge of the pavement.

All dimensions are in inches (millimeters) unless otherwise shown.

Illinois Department of Transportation

APPROVED January 1, 2014
Justin Mann
 ENGINEER OF OPERATIONS

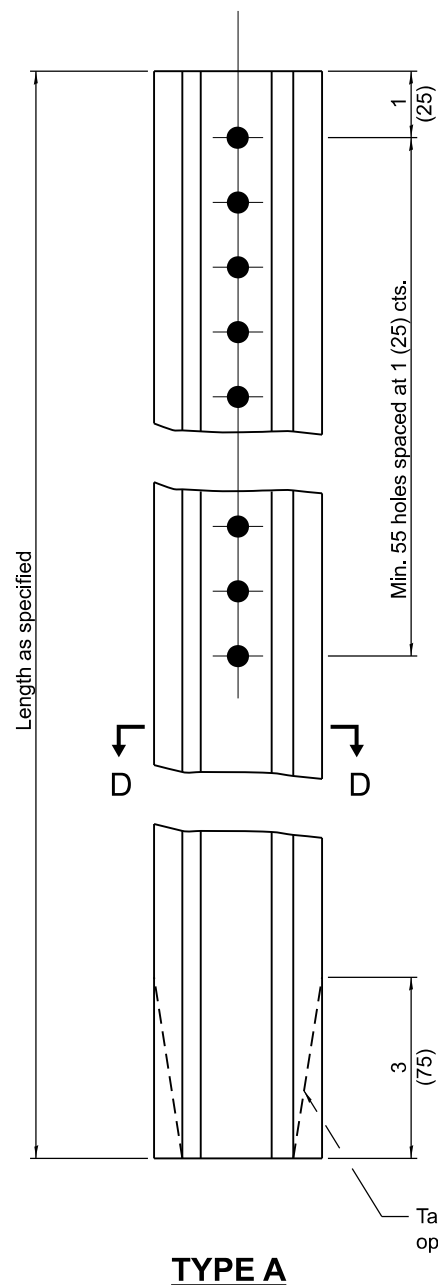
APPROVED January 1, 2014
[Signature]
 ENGINEER OF DESIGN AND ENVIRONMENT

ISSUED 1-1-97

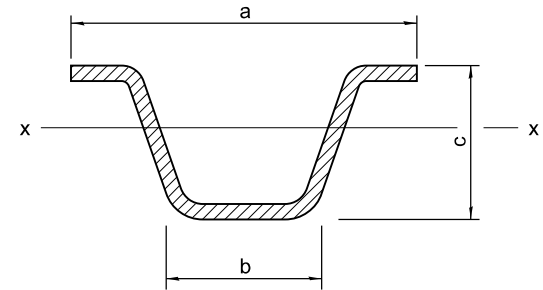
DATE	REVISIONS
1-1-14	Added shoulder and slopes. Changed sign distances from roadway and shoulder.
1-1-12	Revised sign elevation for multilane highways. Revised sign elevation and distance to curb for rural location.

SIGN PANEL ERECTION DETAILS

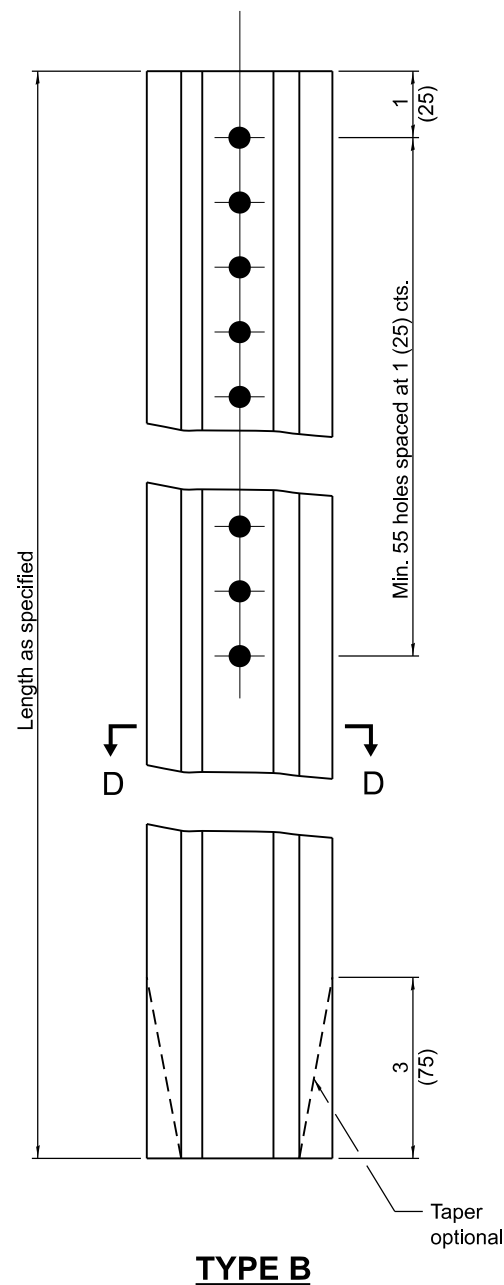
STANDARD 720006-04



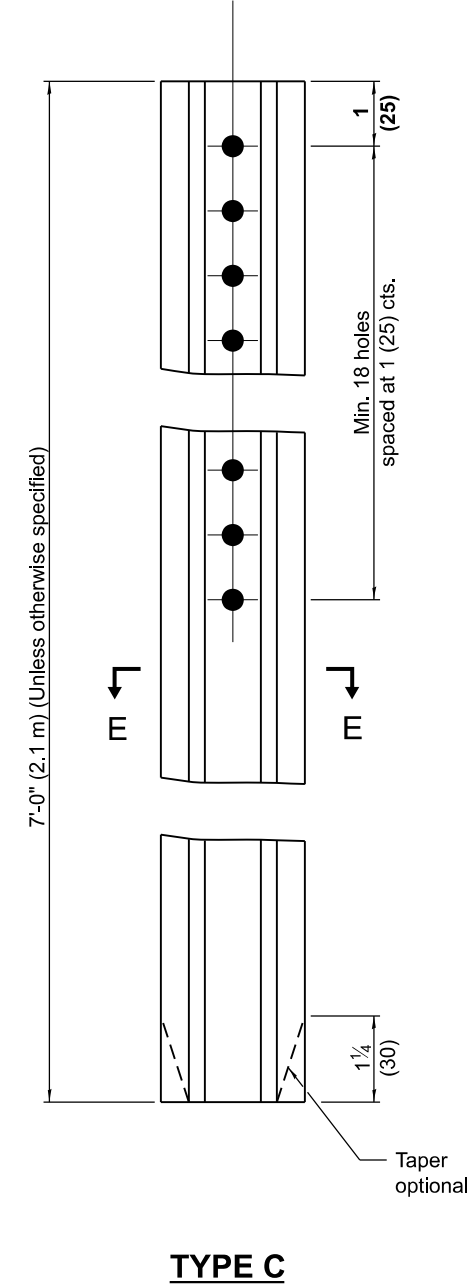
TYPE A



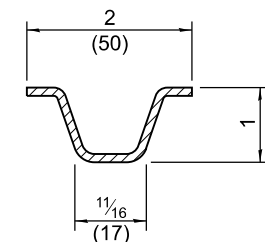
SECTION D-D



TYPE B



TYPE C



SECTION E-E

Steel - 1.12 lbs./ft. (1.67 kg/m)

		a	b	c	Sx-x in. ³ (mm ³)	lbs./ft. (kg/m)
TYPE A	Steel	3 ¹ / ₁₆ (78)	1 ¹ / ₄ (32)	1 ⁷ / ₁₆ (37)	0.223 (3,654)	2.00 (2.98)
	Aluminum	3 ¹ / ₂ (89)	1 ⁵ / ₈ (41)	1 ⁷ / ₈ (48)	0.435 (7,128)	0.90 (1.34)
TYPE B	Steel	3 ³ / ₁₆ (81)	1 ¹ / ₄ (32)	1 ¹ / ₂ (38)	0.341 (5,588)	3.00 (4.46)
	Aluminum	4 ⁵ / ₈ (118)	2 ¹ / ₄ (57)	2 ³ / ₈ (60)	0.888 (14,552)	1.30 (1.93)

GENERAL NOTES

Dimensions shown for cross sections are minimum.

All holes are ³/₈ (10).

Sx-x is the minimum section modulus about the x-x axis of the post as shown. For posts in which holes are punched or drilled for more than half their length, Sx-x shall be computed for the net section.

All dimensions are in inches (millimeters) unless otherwise shown.

DATE	REVISIONS
1-1-09	Switched units to English (metric).
1-1-97	Renum. Standard 2350-4.

**METAL POSTS FOR SIGNS,
MARKERS & DELINEATORS**

STANDARD 720011-01

Illinois Department of Transportation

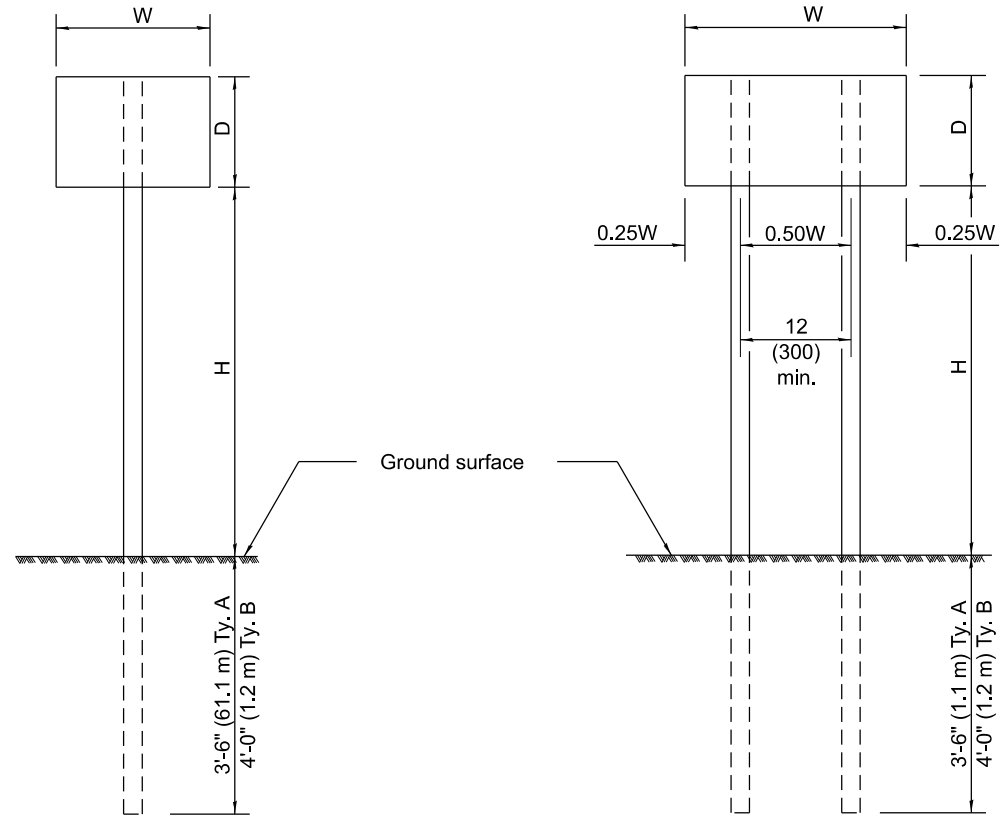
APPROVED January 1, 2009

 ENGINEER OF POLICY AND PROCEDURES

APPROVED January 1, 2009

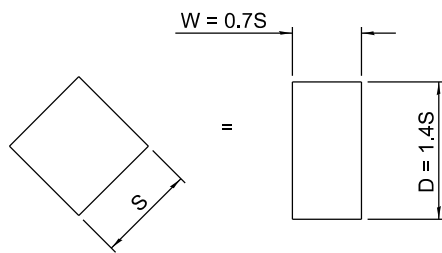
 ENGINEER OF DESIGN AND ENVIRONMENT

ISSUED 1-1-97



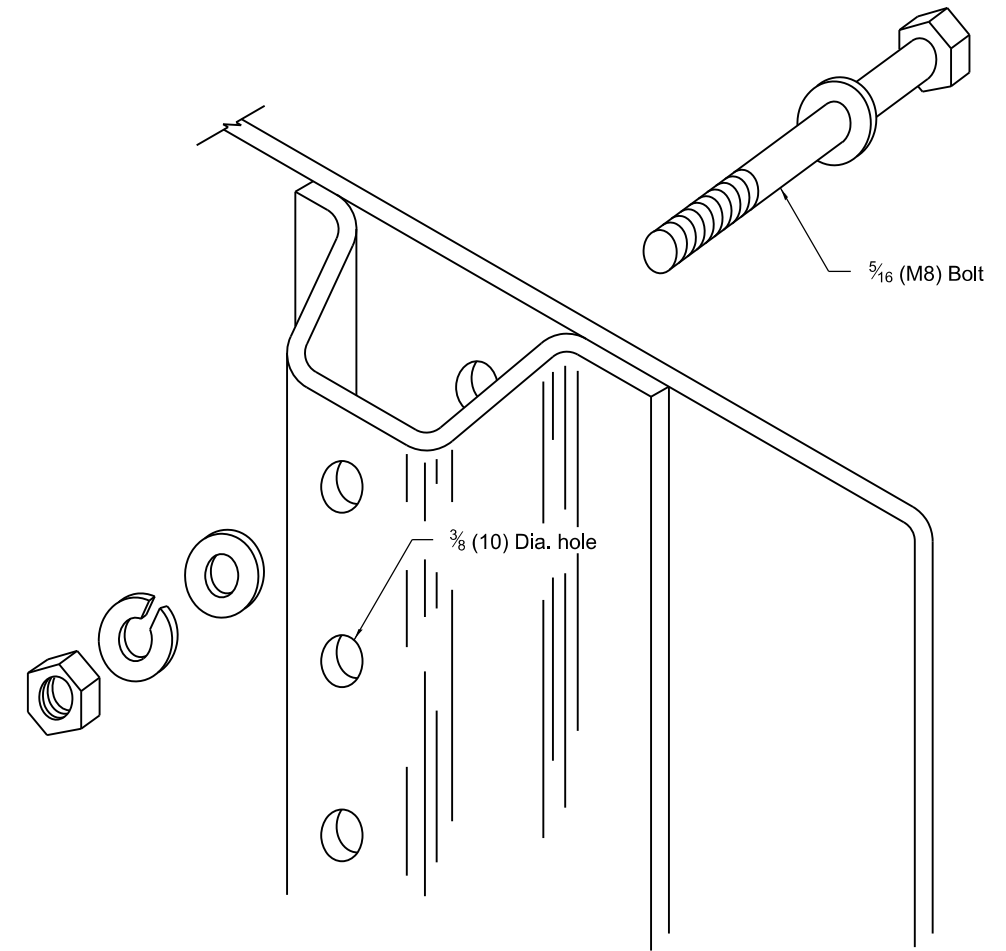
ONE POST INSTALLATION

TWO POST INSTALLATION



For diamond shaped sign with side S as shown, use required post size for a sign with $W = 0.7S$ and $D = 1.4S$.

SIGN DEPTH (D)	H	NO. AND TYPE OF POST FOR SIGN WIDTH (W)				
		12 (300)	18 (450)	24 (600)	30 (750)	36 (900)
18 (450)	5'-0" (1.5 m)	A	A	A	A	A
	5'-6" (1.7 m)	A	A	A	A	A
	6'-0" (1.8 m)	A	A	A	A	B
	6'-6" (2.0 m)	A	A	A	A	B
	7'-0" (2.1 m)	A	A	A	A	B
	7'-6" (2.3 m)	A	A	A	A	B
	8'-0" (2.4 m)	A	A	A	A	B
	8'-6" (2.6 m)	A	A	A	B	B
9'-0" (2.7 m)	A	A	A	B	B	
24 (600)	5'-0" (1.5 m)	A	A	A	A	B
	5'-6" (1.7 m)	A	A	A	A	B
	6'-0" (1.8 m)	A	A	A	B	B
	6'-6" (2.0 m)	A	A	A	B	B
	7'-0" (2.1 m)	A	A	A	B	B
	7'-6" (2.3 m)	A	A	A	B	B
	8'-0" (2.4 m)	A	A	A	B	2A
	8'-6" (2.6 m)	A	A	B	B	2A
9'-0" (2.7 m)	A	A	B	B	2A	
30 (750)	5'-0" (1.5 m)	A	A	A	B	B
	5'-6" (1.7 m)	A	A	A	B	2A
	6'-0" (1.8 m)	A	A	A	B	2A
	6'-6" (2.0 m)	A	A	A	B	2A
	7'-0" (2.1 m)	A	A	B	B	2A
	7'-6" (2.3 m)	A	A	B	B	2A
	8'-0" (2.4 m)	A	A	B	B	2A
	8'-6" (2.6 m)	A	A	B	2A	2A
9'-0" (2.7 m)	A	A	B	2A	2A	
36 (900)	5'-0" (1.5 m)	A	A	B	B	2A
	5'-6" (1.7 m)	A	A	B	B	2A
	6'-0" (1.8 m)	A	A	B	B	2A
	6'-6" (2.0 m)	A	A	B	2A	2A
	7'-0" (2.1 m)	A	A	B	2A	2A
	7'-6" (2.3 m)	A	A	B	2A	2A
	8'-0" (2.4 m)	A	B	B	2A	2A
	8'-6" (2.6 m)	A	B	B	2A	2B
9'-0" (2.7 m)	A	B	2A	2A	2B	
4'-0" (1.2 m)	5'-0" (1.5 m)	A	A	B	2A	2A
	5'-6" (1.7 m)	A	B	B	2A	2A
	6'-0" (1.8 m)	A	B	B	2A	2A
	6'-6" (2.0 m)	A	B	2A	2A	2B
	7'-0" (2.1 m)	A	B	2A	2A	2B
	7'-6" (2.3 m)	A	B	2A	2B	2B
	8'-0" (2.4 m)	A	B	2A	2B	2B
	8'-6" (2.6 m)	B	B	2B	2B	2B
9'-0" (2.7 m)	B	2A	2B	2B	2B	



DETAIL OF MOUNTING SIGN TO POST

NOTE: Minimum of 2 bolts per post required.

GENERAL NOTES

DESIGN: Current AASHTO Standard Specifications for Structural Supports for Highway Signs, Luminaires and Traffic Signals.

LOADING: for 60 mph (95 km/h) wind velocity with 30% gust factor, normal to sign.

SOIL PRESSURE: Minimum allowable soil pressure 1.25 tsf (120 kPa).

See Standard 720011 for details of Types A and B posts.

All dimensions are in inches (millimeters) unless otherwise shown.

DATE	REVISIONS
1-1-09	Switched units to English (metric).
1-1-97	Renum. Standard 2363-2.

APPLICATIONS OF TYPES A & B METAL POSTS (FOR SIGNS & MARKERS)

STANDARD 729001-01

Illinois Department of Transportation

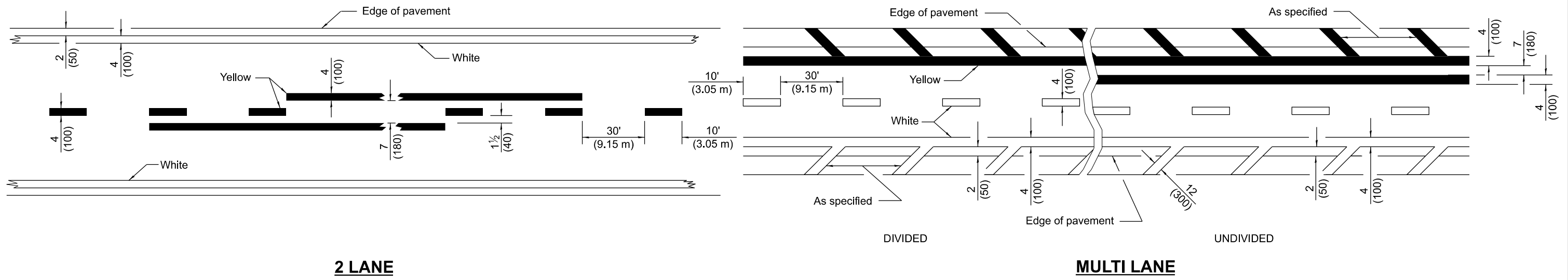
APPROVED January 1, 2009

 ENGINEER OF POLICY AND PROCEDURES

APPROVED January 1, 2009

 ENGINEER OF DESIGN AND ENVIRONMENT

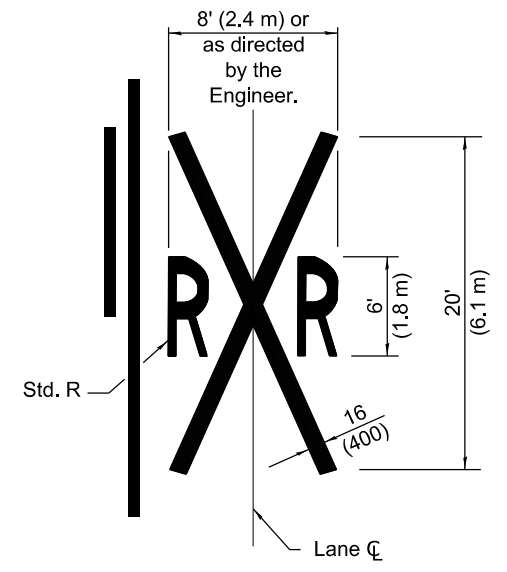
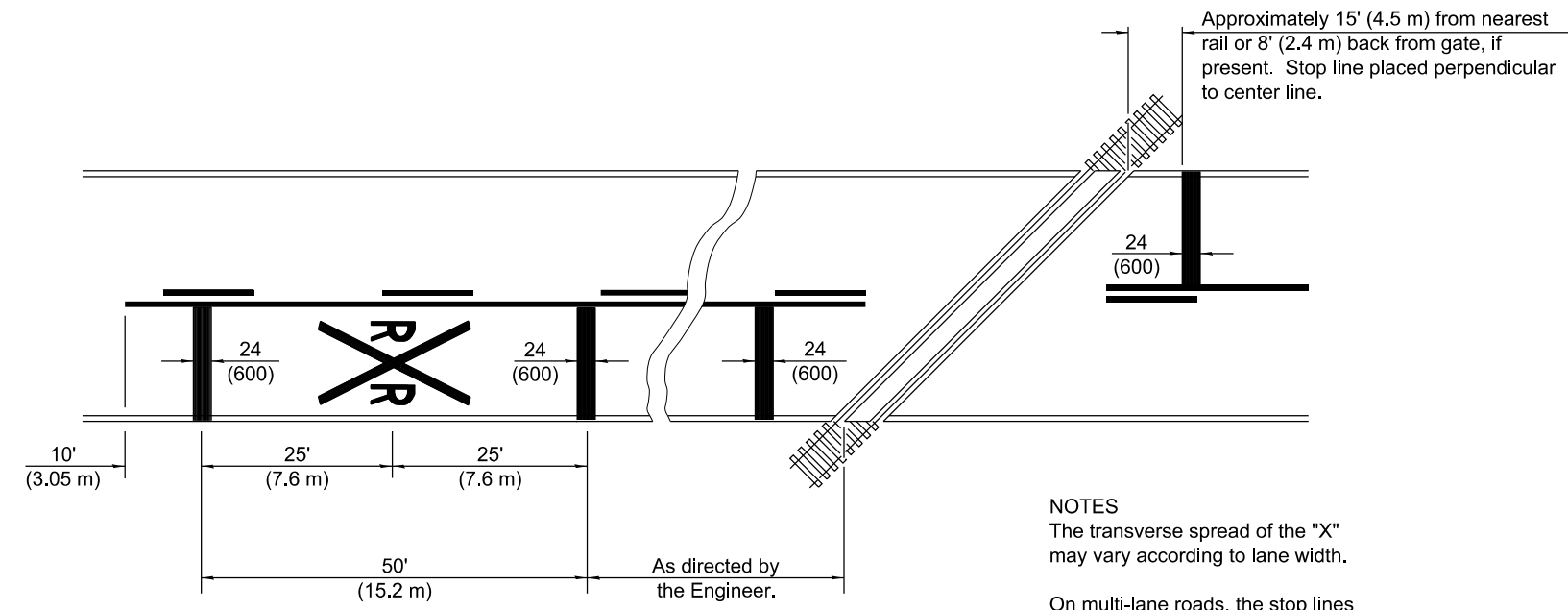
ISSUED 1-1-97



2 LANE

MULTI LANE

LANE AND EDGE LINES



NOTES

The transverse spread of the "X" may vary according to lane width.

On multi-lane roads, the stop lines shall extend across all approach lanes and separate RXR symbols shall be placed adjacent to each other in each lane.

When the pavement marking symbol is used, a portion of the symbol should be located directly adjacent to the Advance Warning Sign (W10-1) as placed by Table 2C-4, Condition B of the MUTCD.

All dimensions are in inches (millimeters) unless otherwise shown.

PAVEMENT MARKINGS AT RAILROAD-HIGHWAY GRADE CROSSING

DATE	REVISIONS
1-1-15	Added symbols. Revised bike symbol.
	Revised note for stop line at RR crossing.
1-1-14	Added bike symbol. Renamed 'LANE
	DROP ARROW' detail to 'LANE-REDUCTION ARROW'.

TYPICAL PAVEMENT MARKINGS

(Sheet 1 of 3)

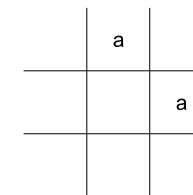
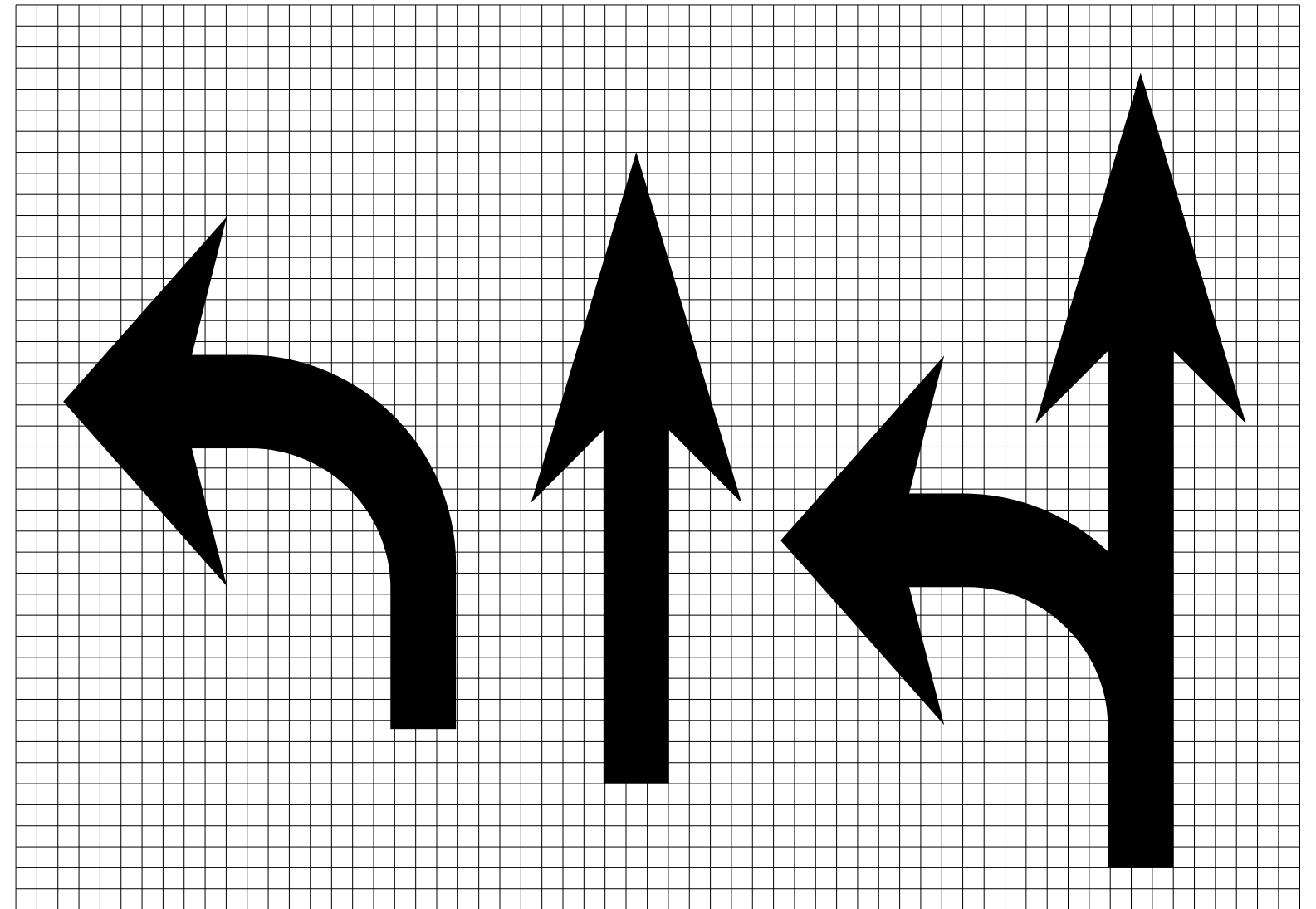
STANDARD 780001-05

Illinois Department of Transportation

APPROVED January 1, 2015
Amy Ellis
 ENGINEER OF OPERATIONS

APPROVED January 1, 2015
OR
 ENGINEER OF DESIGN AND ENVIRONMENT


ISSUED 1-1-97



Legend Height	Arrow Size	a
6' (1.8 m)	Small	2.9 (74)
8' (2.4 m)	Large	3.8 (96)

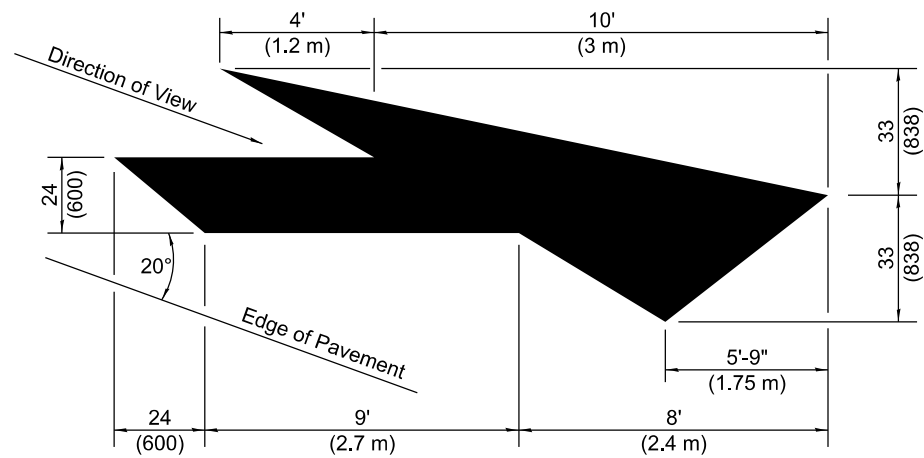
The space between adjacent letters or numerals should be approximately 3 (75) for 6' (1.8 m) legend and 4 (100) for 8' (2.4 m) legend.

LETTER AND ARROW GRID SCALE

 Illinois Department of Transportation
 APPROVED January 1, 2015
Amy Ellis
 ENGINEER OF OPERATIONS
 APPROVED January 1, 2015
RE
 ENGINEER OF DESIGN AND ENVIRONMENT


ISSUED 1-1-97

TYPICAL PAVEMENT MARKINGS
 (Sheet 2 of 3)
STANDARD 780001-05



LANE-REDUCTION ARROW

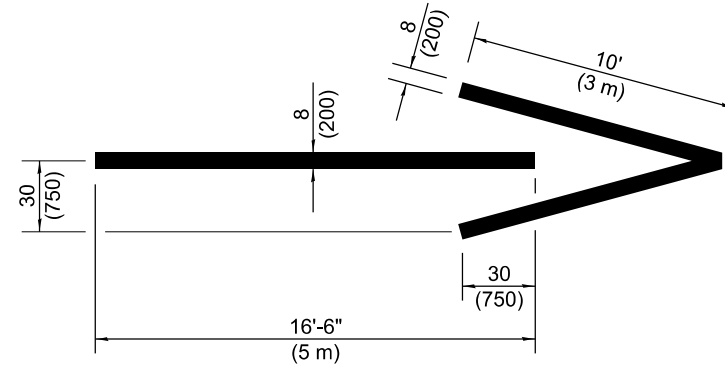
Right lane-reduction arrow shown.
Use mirror image for left lane.



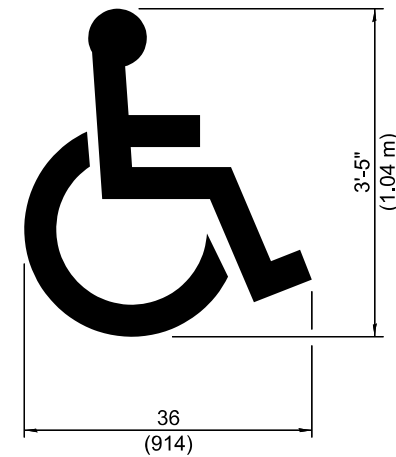
20' (6 m): urban
50' (15 m): rural
(Between arrow
and word or
between words)



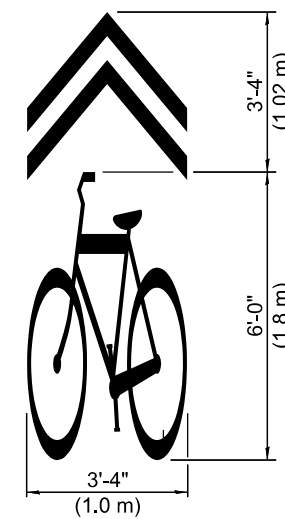
WORD AND ARROW LAYOUT



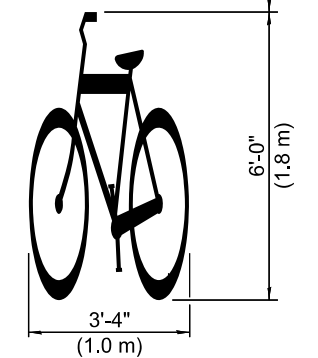
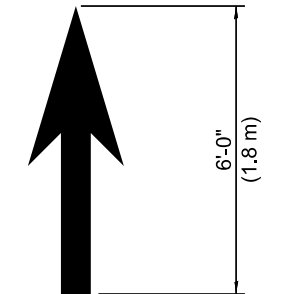
WRONG WAY ARROW



**INTERNATIONAL
SYMBOL OF
ACCESSIBILITY**



**SHARED LANE
SYMBOL**



BIKE SYMBOL
(Arrow is optional.)

Will County Prevailing Wage Rates posted on 4/15/2026

Trade Title	Rg	Type	C	Base	Foreman	Overtime					Pension	Vac	Trng	Other Ins	Add OT 1.5x owed	Add OT 2.0x owed
						M-F	Sa	Su	Hol	H/W						
ASBESTOS ABT-GEN	All	ALL		51.40	52.40	1.5	1.5	2.0	2.0	18.32	17.71	0.00	0.91	0.00	0.00	0.00
ASBESTOS ABT-MEC	All	BLD		42.02	45.38	1.5	1.5	2.0	2.0	16.44	16.64	0.00	0.92		3.37	6.73
BOILERMAKER	All	BLD		58.91	64.21	2.0	2.0	2.0	2.0	7.07	27.02	0.00	3.69	2.31	0.00	39.30
BRICK MASON	All	BLD		53.06	58.37	1.5	1.5	2.0	2.0	12.95	26.26	0.00	1.57	0.00	4.23	8.45
CARPENTER	All	ALL		56.71	62.38	2.0	2.0	2.0	2.0	13.64	30.98	1.77	1.04		0.00	0.00
CEMENT MASON	All	ALL		48.85	50.85	2.0	1.5	2.0	2.0	13.37	33.80	0.00	0.80	0.00	0.00	0.00
CERAMIC TILE FINISHER	All	BLD		49.09	49.09	1.5	1.5	2.0	2.0	13.25	17.61	0.00	1.37	0.00	5.57	11.14
CERAMIC TILE LAYER	All	BLD		57.04	62.04	1.5	1.5	2.0	2.0	13.25	21.60	0.00	1.50	0.00	7.63	15.26
COMMUNICATION TECHNICIAN	All	BLD		46.00	50.60	1.5	1.5	2.0	2.0	17.54	18.15	0.00	0.75	2.37	0.00	0.00
CONCRETE SPECIALIST	All	BLD		51.81	58.21	1.5	1.5	2.0	2.0	12.95	27.56	0.00	1.57	0.00	4.88	9.75
CONCRETE SPECIALIST WELDER	All	BLD		54.40	58.21	1.5	1.5	2.0	2.0	12.95	27.56	0.00	1.57	0.00	4.88	9.75
ELECTRIC PWR EQMT OP	All	ALL		64.58	70.87	1.5	1.5	2.0	2.0	12.99	22.45	0.00	3.66	0.00	0.00	0.00
ELECTRIC PWR GRNDMAN	All	ALL		50.37	70.87	1.5	1.5	2.0	2.0	10.13	17.51	0.00	2.85	0.00	0.00	0.00
ELECTRIC PWR LINEMAN	All	ALL		64.58	70.87	1.5	1.5	2.0	2.0	12.99	22.45	0.00	3.66	0.00	0.00	0.00
ELECTRICIAN	All	BLD		56.00	61.04	1.5	1.5	2.0	2.0	18.13	22.93	0.00	1.35	5.40	0.00	0.00
ELEVATOR CONSTRUCTOR	All	BLD		70.68	79.52	2.0	2.0	2.0	2.0	16.28	21.36	5.65	0.80		0.00	0.00
GLAZIER	All	BLD		53.55	55.05	1.5	2.0	2.0	2.0	16.04	26.64	0.00	2.30	0.00	0.00	0.00
HEAT/FROST INSULATOR	All	BLD		56.02	59.38	1.5	1.5	2.0	2.0	16.44	19.88	0.00	0.92		4.99	9.97
IRON WORKER	All	ALL		52.00	57.20	2.0	2.0	2.0	2.0	14.61	30.95	0.00	1.10		0.00	0.00
LABORER	All	ALL		51.40	52.15	1.5	1.5	2.0	2.0	18.32	17.71	0.00	0.91	0.00	0.00	0.00
LATHER	All	ALL		56.71	62.38	2.0	2.0	2.0	2.0	13.64	30.98	1.77	1.04		0.00	0.00
MACHINIST	All	BLD		60.39	64.39	1.5	1.5	2.0	2.0	11.43	9.95	1.85	1.47	0.00	0.00	0.00
MARBLE FINISHER	All	ALL		40.21	54.60	1.5	1.5	2.0	2.0	12.95	23.81	0.00	0.98	0.00	3.00	6.00
MARBLE SETTER	All	BLD		52.00	57.20	1.5	1.5	2.0	2.0	12.95	25.57	0.00	1.25	0.00	3.88	7.76
MATERIAL TESTER I	All	ALL		41.40		1.5	1.5	2.0	2.0	18.32	17.71	0.00	0.91	0.00	0.00	0.00
MATERIALS TESTER II	All	ALL		46.40		1.5	1.5	2.0	2.0	18.32	17.71	0.00	0.91	0.00	0.00	0.00

Will County Prevailing Wage Rates posted on 4/15/2026

MILLWRIGHT	All	ALL		56.71	62.38	2.0	2.0	2.0	2.0	13.64	30.98	1.77	1.04		0.00	0.00
OPERATING ENGINEER	All	BLD	1	64.80	68.80	2.0	2.0	2.0	2.0	24.70	21.55	2.00	2.75		0.00	0.00
OPERATING ENGINEER	All	BLD	2	63.50	68.80	2.0	2.0	2.0	2.0	24.70	21.55	2.00	2.75	0.00	0.00	0.00
OPERATING ENGINEER	All	BLD	3	60.95	68.80	2.0	2.0	2.0	2.0	24.70	21.55	2.00	2.75		0.00	0.00
OPERATING ENGINEER	All	BLD	4	59.20	68.80	2.0	2.0	2.0	2.0	24.70	21.55	2.00	2.75		0.00	0.00
OPERATING ENGINEER	All	BLD	5	68.55	68.80	2.0	2.0	2.0	2.0	24.70	21.55	2.00	2.75		0.00	0.00
OPERATING ENGINEER	All	BLD	6	65.80	68.80	2.0	2.0	2.0	2.0	24.70	21.55	2.00	2.75		0.00	0.00
OPERATING ENGINEER	All	BLD	7	67.80	68.80	2.0	2.0	2.0	2.0	24.70	21.55	2.00	2.75		0.00	0.00
OPERATING ENGINEER	All	FLT	1	73.95	73.95	1.5	1.5	2.0	2.0	24.70	21.55	2.00	2.75		0.00	0.00
OPERATING ENGINEER	All	FLT	2	72.45	73.95	1.5	1.5	2.0	2.0	24.70	21.55	2.00	2.75		0.00	0.00
OPERATING ENGINEER	All	FLT	3	67.95	73.95	1.5	1.5	2.0	2.0	24.70	21.55	2.00	2.75		0.00	0.00
OPERATING ENGINEER	All	FLT	4	63.45	73.95	1.5	1.5	2.0	2.0	24.70	21.55	2.00	2.75		0.00	0.00
OPERATING ENGINEER	All	FLT	5	75.45	73.95	1.5	1.5	2.0	2.0	24.70	21.55	2.00	2.75		0.00	0.00
OPERATING ENGINEER	All	FLT	6	63.45	73.95	1.5	1.5	2.0	2.0	24.70	21.55	2.00	2.75		0.00	0.00
OPERATING ENGINEER	All	HWY	1	63.00	67.00	1.5	1.5	2.0	2.0	24.70	21.55	2.00	2.75		0.00	0.00
OPERATING ENGINEER	All	HWY	2	62.45	67.00	1.5	1.5	2.0	2.0	24.70	21.55	2.00	2.75		0.00	0.00
OPERATING ENGINEER	All	HWY	3	60.40	67.00	1.5	1.5	2.0	2.0	24.70	21.55	2.00	2.75		0.00	0.00
OPERATING ENGINEER	All	HWY	4	59.00	67.00	1.5	1.5	2.0	2.0	24.70	21.55	2.00	2.75		0.00	0.00
OPERATING ENGINEER	All	HWY	5	57.80	67.00	1.5	1.5	2.0	2.0	24.70	21.55	2.00	2.75		0.00	0.00
OPERATING ENGINEER	All	HWY	6	66.00	67.00	1.5	1.5	2.0	2.0	24.70	21.55	2.00	2.75		0.00	0.00
OPERATING ENGINEER	All	HWY	7	64.00	67.00	1.5	1.5	2.0	2.0	24.70	21.55	2.00	2.75		0.00	0.00
PAINTER	All	ALL		54.30	61.09	1.5	1.5	1.5	2.0	16.26	17.59	0.00	1.86	0.00	0.00	0.00
PAINTER - SIGNS	All	BLD		48.16	54.11	1.5	1.5	2.0	2.0	8.20	16.81	0.00	0.00	0.00	0.00	0.00
PILEDRIIVER	All	ALL		56.71	62.38	2.0	2.0	2.0	2.0	13.64	30.98	1.77	1.04		0.00	0.00
PIPEFITTER	All	BLD		58.50	61.50	1.5	1.5	2.0	2.0	15.15	22.85	0.00	3.12	0.00	0.00	0.00
PLASTERER	All	BLD		51.10	54.17	1.5	1.5	2.0	2.0	18.43	22.10	0.00	1.25	0.00	0.00	0.00
PLUMBER	All	BLD		60.50	64.15	1.5	1.5	2.0	2.0	19.10	17.94	0.00	1.98		0.00	0.00
ROOFER	All	BLD		52.00	57.00	1.5	1.5	2.0	2.0	12.80	18.19	0.00	1.14	0.00	0.00	0.00
SHEETMETAL WORKER	All	BLD		58.83	63.54	1.5	1.5	2.0	2.0	17.16	19.90	0.00	1.79	2.62	0.00	0.00
SPRINKLER FITTER	All	BLD		63.20	65.95	1.5	1.5	2.0	2.0	15.45	19.95	0.00	1.15	0.00	0.00	0.00

Will County Prevailing Wage Rates posted on 4/15/2026

STONE MASON	All	BLD		53.06	58.37	1.5	1.5	2.0	2.0	12.95	26.26	0.00	1.57	0.00	4.23	8.45
SURVEY WORKER	All	BLD		58.45	59.45	1.5	1.5	2.0	2.0	19.10	14.40	0.00	1.59		0.00	0.00
SURVEY WORKER	All	HWY		58.45	59.45	1.5	1.5	2.0	2.0	19.10	14.40	0.00	1.59		0.00	0.00
TERRAZZO FINISHER	All	BLD		51.44	51.44	1.5	1.5	2.0	2.0	13.25	18.87	0.00	1.41	0.00	4.45	8.89
TERRAZZO MECHANIC	All	BLD		55.35	58.85	1.5	1.5	2.0	2.0	13.25	20.26	0.00	1.46	0.00	4.70	9.39
TRAFFIC SAFETY WORKER I	All	HWY		43.40	45.40	1.5	1.5	2.0	2.0	10.08	10.08	0.00	1.05	0.00	0.00	0.00
TRAFFIC SAFETY WORKER II	ALL	HWY		44.40	46.40	1.5	1.5	2.0	2.0	10.08	10.08	0.00	1.05	0.00	0.00	0.00
TRUCK DRIVER	All	ALL	1	47.95	48.50	1.5	1.5	2.0	2.0	12.15	14.31	0.00	0.35	0.00	0.00	0.00
TRUCK DRIVER	All	ALL	2	48.10	48.50	1.5	1.5	2.0	2.0	12.15	14.31	0.00	0.35		0.00	0.00
TRUCK DRIVER	All	ALL	3	48.30	48.50	1.5	1.5	2.0	2.0	12.15	14.31	0.00	0.35	0.00	0.00	0.00
TRUCK DRIVER	All	ALL	4	48.50	48.50	1.5	1.5	2.0	2.0	12.15	14.31	0.00	0.35	0.00	0.00	0.00
TUCK POINTER	All	BLD		52.53	53.53	1.5	1.5	2.0	2.0	11.05	23.16	0.00	1.46	0.00	0.00	0.00

Legend

Rg Region

Type Trade Type - All,Highway,Building,Floating,Oil & Chip,Rivers

C Class

Base Base Wage Rate

OT M-F Unless otherwise noted, OT pay is required for any hour greater than 8 worked each day, Mon through Fri. The number listed is the multiple of the base wage.

OT Sa Overtime pay required for every hour worked on Saturdays

OT Su Overtime pay required for every hour worked on Sundays

OT Hol Overtime pay required for every hour worked on Holidays

H/W Health/Welfare benefit

Vac Vacation

Trng Training

Other Ins Employer hourly cost for any other type(s) of insurance provided for benefit of worker.

Explanations WILL COUNTY

The following list is considered as those days for which holiday rates of wages for work performed apply: New Years Day, Memorial Day, Fourth of July, Labor Day, Thanksgiving Day, Christmas Day and Veterans Day in some classifications/counties. Generally, any of these holidays which fall on a Sunday is celebrated on the following Monday. This then makes work performed on that Monday payable at the appropriate overtime rate for holiday pay. Common practice in a given local may alter certain days of celebration. If in doubt, please check with IDOL.

Will County Prevailing Wage Rates posted on 4/15/2026

EXPLANATION OF CLASSES

ASBESTOS - GENERAL - removal of asbestos material/mold and hazardous materials from any place in a building, including mechanical systems where those mechanical systems are to be removed. This includes the removal of asbestos materials/mold and hazardous materials from ductwork or pipes in a building when the building is to be demolished at the time or at some close future date.

ASBESTOS - MECHANICAL - removal of asbestos material from mechanical systems, such as pipes, ducts, and boilers, where the mechanical systems are to remain.

CERAMIC TILE FINISHER

The grouting, cleaning, and polishing of all classes of tile, whether for interior or exterior purposes, all burned, glazed or unglazed products; all composition materials, granite tiles, warning detectable tiles, cement tiles, epoxy composite materials, pavers, glass, mosaics, fiberglass, and all substitute materials, for tile made in tile-like units; all mixtures in tile like form of cement, metals, and other materials that are for and intended for use as a finished floor surface, stair treads, promenade roofs, walks, walls, ceilings, swimming pools, and all other places where tile is to form a finished interior or exterior. The mixing of all setting mortars including but not limited to thin-set mortars, epoxies, wall mud, and any other sand and cement mixtures or adhesives when used in the preparation, installation, repair, or maintenance of tile and/or similar materials. The handling and unloading of all sand, cement, lime, tile, fixtures, equipment, adhesives, or any other materials to be used in the preparation, installation, repair, or maintenance of tile and/or similar materials. Ceramic Tile Finishers shall fill all joints and voids regardless of method on all tile work, particularly and especially after installation of said tile work. Application of any and all protective coverings to all types of tile installations including, but not be limited to, all soap compounds, paper products, tapes, and all polyethylene coverings, plywood, masonite, cardboard, and any new type of products that may be used to protect tile installations, Blastrac equipment, and all floor scarifying equipment used in preparing floors to receive tile. The clean up and removal of all waste and materials. All demolition of existing tile floors and walls to be re-tiled.

COMMUNICATIONS TECHNICIAN

Installation, operation, inspection, maintenance, repair and service of radio, television, recording, voice, sound and vision production and reproduction, telephone and telephone interconnect, facsimile, equipment and appliances used for domestic, commercial, educational and entertainment purposes, pulling of wire through conduit but not the installation of conduit.

MARBLE FINISHER

Loading and unloading trucks, distribution of all materials (all stone, sand, etc.), stocking of floors with material, performing all rigging for heavy work, the handling of all material that may be needed for the installation of such materials, building of scaffolding, polishing if needed, patching, waxing of material if damaged, pointing up, caulking, grouting and cleaning of marble, holding water on diamond or Carborundum blade or saw for setters cutting, use of tub saw or any other saw needed for preparation of material, drilling of holes for wires that anchor material set by setters, mixing up of molding plaster for installation of material, mixing up thin set for the installation of material, mixing up of sand to cement for the installation of material and such other work as may be required in helping a Marble Setter in the handling of all material in the erection or installation of

Will County Prevailing Wage Rates posted on 4/15/2026

interior marble, slate, travertine, art marble, serpentine, alberene stone, blue stone, granite and other stones (meaning as to stone any foreign or domestic materials as are specified and used in building interiors and exteriors and customarily known as stone in the trade), carrara, sanionyx, vitrolite and similar opaque glass and the laying of all marble tile, terrazzo tile, slate tile and precast tile, steps, risers treads, base, or any other materials that may be used as substitutes for any of the aforementioned materials and which are used on interior and exterior which are installed in a similar manner.

MATERIAL TESTER I: Hand coring and drilling for testing of materials; field inspection of uncured concrete and asphalt.

MATERIAL TESTER II: Field inspection of welds, structural steel, fireproofing, masonry, soil, facade, reinforcing steel, formwork, cured concrete, and concrete and asphalt batch plants; adjusting proportions of bituminous mixtures.

OPERATING ENGINEER - BUILDING

Class 1. Asphalt Plant; Asphalt Spreader; Autograde; Backhoes with Caisson Attachment; Batch Plant; Benoto (requires Two Engineers); Boiler and Throttle Valve; Caisson Rigs; Central Redi-Mix Plant; Combination Back Hoe Front End-loader Machine; Compressor and Throttle Valve; Concrete Breaker (Truck Mounted); Concrete Conveyor; Concrete Conveyor (Truck Mounted); Concrete Paver Over 27E cu. ft; Concrete Paver 27E cu. ft. and Under; Concrete Placer; Concrete Placing Boom; Concrete Pump (Truck Mounted); Concrete Tower; Cranes, All; Cranes, Hammerhead; Cranes, (GCI and similar Type); Creter Crane; Spider Crane; Crusher, Stone, etc.; Derricks, All; Derricks, Traveling; Formless Curb and Gutter Machine; Grader, Elevating; Grouting Machines; Heavy Duty Self-Propelled Transporter or Prime Mover; Highlift Shovels or Front Endloader 2-1/4 yd. and over; Hoists, Elevators, outside type rack and pinion and similar machines; Hoists, One, Two and Three Drum; Hoists, Two Tugger One Floor; Hydraulic Backhoes; Hydraulic Boom Trucks; Hydro Vac (and similar equipment); Locomotives, All; Motor Patrol; Lubrication Technician; Manipulators; Pile Drivers and Skid Rig; Post Hole Digger; Pre-Stress Machine; Pump Cretes Dual Ram; Pump Cretes: Squeeze Cretes-Screw Type Pumps; Gypsum Bulker and Pump; Raised and Blind Hole Drill; Roto Mill Grinder; Scoops - Tractor Drawn; Slip-Form Paver; Straddle Buggies; Operation of Tie Back Machine; Tournapull; Tractor with Boom and Side Boom; Trenching Machines.

Class 2. Boilers; Broom, All Power Propelled; Bulldozers; Concrete Mixer (Two Bag and Over); Conveyor, Portable; Forklift Trucks; Highlift Shovels or Front Endloaders under 2-1/4 yd.; Hoists, Automatic; Hoists, Inside Elevators; Hoists, Sewer Dragging Machine; Hoists, Tugger Single Drum; Laser Screed; Rock Drill (Self-Propelled); Rock Drill (Truck Mounted); Rollers, All; Steam Generators; Tractors, All; Tractor Drawn Vibratory Roller; Winch Trucks with "A" Frame.

Class 3. Air Compressor; Combination Small Equipment Operator; Generators; Heaters, Mechanical; Hoists, Inside Elevators (remodeling or renovation work); Hydraulic Power Units (Pile Driving, Extracting, and Drilling); Pumps, over 3" (1 to 3 not to exceed a total of 300 ft.); Low Boys; Pumps, Well Points; Welding Machines (2 through 5); Winches, 4 Small Electric Drill Winches.

Class 4. Bobcats and/or other Skid Steer Loaders; Oilers; and Brick Forklift.

Class 5. Assistant Craft Foreman.

Class 6. Gradall.

Class 7. Mechanics; Welders.

Will County Prevailing Wage Rates posted on 4/15/2026

OPERATING ENGINEERS - HIGHWAY CONSTRUCTION

Class 1. Asphalt Plant; Asphalt Heater and Planer Combination; Asphalt Heater Scarfire; Asphalt Spreader; Autograder/GOMACO or other similar type machines: ABG Paver; Backhoes with Caisson Attachment; Ballast Regulator; Belt Loader; Caisson Rigs; Car Dumper; Central Redi-Mix Plant; Combination Backhoe Front Endloader Machine, (1 cu. yd. Backhoe Bucket or over or with attachments); Concrete Breaker (Truck Mounted); Concrete Conveyor; Concrete Paver over 27E cu. ft.; Concrete Placer; Concrete Tube Float; Cranes, all attachments; Cranes, Tower Cranes of all types: Creter Crane: Spider Crane; Crusher, Stone, etc.; Derricks, All; Derrick Boats; Derricks, Traveling; Dredges; Elevators, Outside type Rack & Pinion and Similar Machines; Formless Curb and Gutter Machine; Grader, Elevating; Grader, Motor Grader, Motor Patrol, Auto Patrol, Form Grader, Pull Grader, Subgrader; Guard Rail Post Driver Truck Mounted; Hoists, One, Two and Three Drum; Heavy Duty Self-Propelled Transporter or Prime Mover; Hydraulic Backhoes; Backhoes with shear attachments up to 40' of boom reach; Lubrication Technician; Manipulators; Mucking Machine; Pile Drivers and Skid Rig; Pre-Stress Machine; Pump Cretes Dual Ram; Rock Drill - Crawler or Skid Rig; Rock Drill - Truck Mounted; Rock/Track Tamper; Roto Mill Grinder; Slip-Form Paver; Snow Melters; Soil Test Drill Rig (Truck Mounted); Straddle Buggies; Hydraulic Telescoping Form (Tunnel); Operation of Tieback Machine; Tractor Drawn Belt Loader; Tractor Drawn Belt Loader (with attached pusher - two engineers); Tractor with Boom; Tractaire with Attachments; Traffic Barrier Transfer Machine; Trenching; Truck Mounted Concrete Pump with Boom; Raised or Blind Hole Drills (Tunnel Shaft); Underground Boring and/or Mining Machines 5 ft. in diameter and over tunnel, etc; Underground Boring and/or Mining Machines under 5 ft. in diameter; Wheel Excavator; Widener (APSCO).

Class 2. Batch Plant; Bituminous Mixer; Boiler and Throttle Valve; Bulldozers; Car Loader Trailing Conveyors; Combination Backhoe Front Endloader Machine (Less than 1 cu. yd. Backhoe Bucket or over or with attachments); Compressor and Throttle Valve; Compressor, Common Receiver (3); Concrete Breaker or Hydro Hammer; Concrete Grinding Machine; Concrete Mixer or Paver 7S Series to and including 27 cu. ft.; Concrete Spreader; Concrete Curing Machine, Burlap Machine, Belting Machine and Sealing Machine; Concrete Wheel Saw; Conveyor Muck Cars (Haglund or Similar Type); Drills, All; Finishing Machine - Concrete; Highlift Shovels or Front Endloader; Hoist - Sewer Dragging Machine; Hydraulic Boom Trucks (All Attachments); Hydro-Blaster; Hydro Excavating (excluding hose work); Laser Screed; All Locomotives, Dinky; Off-Road Hauling Units (including articulating) Non Self-Loading Ejection Dump; Pump Cretes: Squeeze Cretes - Screw Type Pumps, Gypsum Bulker and Pump; Roller, Asphalt; Rotary Snow Plows; Rototiller, Seaman, etc., self-propelled; Self-Propelled Compactor; Spreader - Chip - Stone, etc.; Scraper - Single/Twin Engine/Push and Pull; Scraper - Prime Mover in Tandem (Regardless of Size); Tractors pulling attachments, Sheeps Foot, Disc, Compactor, etc.; Tug Boats.

Class 3. Boilers; Brooms, All Power Propelled; Cement Supply Tender; Compressor, Common Receiver (2); Concrete Mixer (Two Bag and Over); Conveyor, Portable; Farm-Type Tractors Used for Mowing, Seeding, etc.; Forklift Trucks; Grouting Machine; Hoists, Automatic; Hoists, All Elevators; Hoists, Tugger Single Drum; Jeep Diggers; Low Boys; Pipe Jacking Machines; Post-Hole Digger; Power Saw, Concrete Power Driven; Pug Mills; Rollers, other than Asphalt; Seed and Straw Blower; Steam Generators; Stump Machine; Winch Trucks with "A" Frame; Work Boats; Tamper-Form-Motor Driven.

Class 4. Air Compressor; Combination - Small Equipment Operator; Directional Boring Machine; Generators; Heaters, Mechanical; Hydraulic Power Unit (Pile Driving, Extracting, or Drilling); Light Plants, All (1 through 5); Pumps, over 3" (1 to 3 not to exceed a total of 300 ft.); Pumps, Well Points; Vacuum Trucks (excluding hose work); Welding Machines (2 through 5); Winches, 4 Small

Will County Prevailing Wage Rates posted on 4/15/2026

Electric Drill Winches.

Class 5. SkidSteer Loader (all); Brick Forklifts; Oilers.

Class 6. Field Mechanics and Field Welders

Class 7. Dowell Machine with Air Compressor; Gradall and machines of like nature.

OPERATING ENGINEER - FLOATING

Class 1. Craft Foreman; Master Mechanic; Diver/Wet Tender; Engineer; Engineer (Hydraulic Dredge).

Class 2. Crane/Backhoe Operator; Boat Operator with towing endorsement; Mechanic/Welder; Assistant Engineer (Hydraulic Dredge); Leverman (Hydraulic Dredge); Diver Tender.

Class 3. Deck Equipment Operator, Machineryman, Maintenance of Crane (over 50 ton capacity) or Backhoe (115,000 lbs. or more); Tug/Launch Operator; Loader/Dozer and like equipment on Barge, Breakwater Wall, Slip/Dock, or Scow, Deck Machinery, etc.

Class 4. Deck Equipment Operator, Machineryman/Fireman (4 Equipment Units or More); Off Road Trucks; Deck Hand, Tug Engineer, Crane Maintenance (50 Ton Capacity and Under) or Backhoe Weighing (115,000 pounds or less); Assistant Tug Operator.

Class 5. Friction or Lattice Boom Cranes.

Class 6. ROV Pilot, ROV Tender

SURVEY WORKER

Operates survey equipment (such as levels, transits, data collectors, GPS and robotic total stations) for the purpose of performing construction layout and/or grade checking.

SURVEY FOREMAN

Operates survey equipment (such as levels, transits, data collectors, GPS and robotic total stations) for the purpose of performing construction layout and/or grade checking; oversees survey crew operations; and/or coordinates work of survey crews.

TRAFFIC SAFETY Worker I

Traffic Safety Worker I - work associated with the delivery, installation, pick-up and servicing of safety devices during periods of roadway construction, including such work as set-up and maintenance of barricades, barrier wall reflectors, drums, cones, delineators, signs, crash attenuators, glare screen and other such items, and the layout and application or removal of conflicting and/or temporary roadway markings utilized to control traffic in construction zones, as well as flagging for these operations.

Will County Prevailing Wage Rates posted on 4/15/2026

TRAFFIC SAFETY WORKER II

Work associated with the installation and removal of permanent pavement markings and/or pavement markers including both installations performed by hand and installations performed by truck.

TRUCK DRIVER - BUILDING, HEAVY AND HIGHWAY CONSTRUCTION

Class 1. Two or three Axle Trucks. A-frame Truck when used for transportation purposes; Air Compressors and Welding Machines, including those pulled by cars, pick-up trucks and tractors; Ambulances; Batch Gate Lockers; Batch Hopperman; Car and Truck Washers; Carry-alls; Fork Lifts and Hoisters; Helpers; Mechanics Helpers and Greasers; Oil Distributors 2-man operation; Pavement Breakers; Pole Trailer, up to 40 feet; Power Mower Tractors; Self-propelled Chip Spreader; Skipman; Slurry Trucks, 2-man operation; Slurry Truck Conveyor Operation, 2 or 3 man; Teamsters; Unskilled Dumpman; and Truck Drivers hauling warning lights, barricades, and portable toilets on the job site.

Class 2. Four axle trucks; Dump Crets and Adgetors under 7 yards; Dumpsters, Track Trucks, Euclids, Hug Bottom Dump Turnapulls or Turnatrailers when pulling other than self-loading equipment or similar equipment under 16 cubic yards; Mixer Trucks under 7 yards; Ready-mix Plant Hopper Operator, and Winch Trucks, 2 Axles.

Class 3. Five axle trucks; Dump Crets and Adgetors 7 yards and over; Dumpsters, Track Trucks, Euclids, Hug Bottom Dump Turnatrailers or turnapulls when pulling other than self-loading equipment or similar equipment over 16 cubic yards; Explosives and/or Fission Material Trucks; Mixer Trucks 7 yards or over; Mobile Cranes while in transit; Oil Distributors, 1-man operation; Pole Trailer, over 40 feet; Pole and Expandable Trailers hauling material over 50 feet long; Slurry trucks, 1-man operation; Winch trucks, 3 axles or more; Mechanic--Truck Welder and Truck Painter.

Class 4. Six axle trucks; Dual-purpose vehicles, such as mounted crane trucks with hoist and accessories; Foreman; Master Mechanic; Self-loading equipment like P.B. and trucks with scoops on the front.

TERRAZZO FINISHER

The handling of sand, cement, marble chips, and all other materials that may be used by the Mosaic Terrazzo Mechanic, and the mixing, grinding, grouting, cleaning and sealing of all Marble, Mosaic, and Terrazzo work, floors, base, stairs, and wainscoting by hand or machine, and in addition, assisting and aiding Marble, Masonic, and Terrazzo Mechanics.

Other Classifications of Work:

For definitions of classifications not otherwise set out, the Department generally has on file such definitions which are available. If a task to be performed is not subject to one of the classifications of pay set out, the Department will upon being contacted state which neighboring county has such a classification and provide such rate, such rate being deemed to exist by reference in this document. If no neighboring county rate applies to the task, the Department shall undertake a special determination, such special determination being then deemed to have existed under this determination. If a project requires these, or any classification not listed, please contact IDOL at 217-782-1710 for wage rates or clarifications.

LANDSCAPING

Will County Prevailing Wage Rates posted on 4/15/2026

Landscaping work falls under the existing classifications for laborer, operating engineer and truck driver. The work performed by landscape plantsman and landscape laborer is covered by the existing classification of laborer. The work performed by landscape operators (regardless of equipment used or its size) is covered by the classifications of operating engineer. The work performed by landscape truck drivers (regardless of size of truck driven) is covered by the classifications of truck driver.

MATERIAL TESTER & MATERIAL TESTER/INSPECTOR I AND II

Notwithstanding the difference in the classification title, the classification entitled "Material Tester I" involves the same job duties as the classification entitled "Material Tester/Inspector I". Likewise, the classification entitled "Material Tester II" involves the same job duties as the classification entitled "Material Tester/Inspector II".